

Zimbabwe's Second Voluntary National Review (VNR)

2021





Contents

	List of Acronyms	5
	Foreword	8
	Acknowledgements	10
	Key Messages	11
1.	Introduction	13
1.1.	Objectives of the 2021 VNR	
2.	Methodology and Process for Preparation of the Review	15
2.1.	Document Review and Analysis	15
2.2.	Stakeholder Engagements	15
2.2.	Limitations of the Review	17
3.	Policy and Enabling Environment	18
3.1.	Creating Ownership of the Sustainable Development Goals (SDGs)	18
3.2.	Incorporation of the Sustainable Development Goals in National Frameworks	21
	Macro-Fiscal Economic Reforms	25
	Growth	26
	Infrastructure	29
	Social Services	30
	Governance	31
3.2.1	Sectorial Policies Launched Post 2017	35
3.3.	Integration of the Three Dimensions	35
3.4.	Leaving No One Behind (LNOB)	38
3.4.1.	Disability Mainstreaming	42
3.5.	Institutional Mechanisms	43
3.6.	Structural Issues	49
4.	Goals and Targets	54
SDG 1:	End poverty in all forms everywhere:	54
	Progress	55
	Challenges	56
SDG 2:	End Hunger, achieve food security and improved nutrition and promote sustainable agriculture	57
	Progress	57
	Challenges	62
SDG 3:	Ensure Healthy Lives and Well-being for all at all ages	63
	Progress	63
	Challenges	67
SDG 4:	Inclusive and Equitable Quality Education and Promote Life Long Learning Opportunities for All	68
	Progress	69
	Challenges	71
SDG 5:	Achieve Gender Equality and Empower All Women and Girls	72
	Progress	72
	Challenges	77



SDG 6:	Ensure availability and sustainable management of water and sanitation for all	78
Progress		78
Challenges		79
SDG 7:	Ensure Access to Affordable, Reliable, Sustainable and Modern Energy for All	80
Progress		80
Challenges		82
SDG 8:	Promote Sustained, Inclusive and Sustainable Economic Growth and Full and Productive and Decent Work for All	83
Progress		83
Challenges		86
SDG 9:	Build Resilient Infrastructure, Promote Sustainable Industrialisation and Foster Innovation	87
Progress		87
Challenges		90
SDG 10:	Reduced Inequalities within and among countries	91
Progress		91
Challenges		92
SDG 11:	Make Cities and Human Settlements Inclusive, Safe, Resilient and Sustainable	93
Progress		93
Challenges		96
SDG 12:	Ensure sustainable consumption and production patterns	97
Progress		97
Challenges		98
SDG 13:	Take urgent action to combat climate change and its impacts	99
Progress		99
Challenges		100
SDG 14:	Conserve and sustainably use the oceans, seas and marine resources for sustainable development	101
Progress		101
Challenge		101
SDG 15:	Protect, restore and promote sustainable use of terrestrial ecosystems, sustainably manage forests, combat desertification, and halt and reverse land degradation and halt biodiversity loss	102
Progress		102
Challenges		104
SDG 16:	Peace, Justice and Strong Institutions	105
Progress		105
Challenges		112
SDG 17:	Strengthen the Means of Implementation and Revitalise Global Partnerships for Sustainable Development	113
Progress		113
Challenges		115



Contents

5.	Means of Implementation	116
	Financing Options	117
	International Remittances	119
	Strengthening human and institutional capacities for implementation	120
	Development Partner Support	120
	Agricultural Sector	121
	Health Sector	122
	Strengthening the National Statistical System	123
	Private Sector Funding	124
	Sectors most affected	126
6.	Impact of COVID- 19	126
	Population groups most affected	126
	Macroeconomic impact of the pandemic	127
	Policy response measures introduced	127
	Prioritises to save lives; livelihoods and ensure no one is left behind	129
7.	Suggestions of how to	130
	Build Forward Better (BFB)	130
8.	Conclusion	132
9.	Next Steps	133
10.	References	135
11.	Statistical Annexes	137



List of Acronyms

AfDB	African Development Bank
AFOLU	Agriculture, Forestry and other Land Use
AIDS	Acquired Immune Deficiency Syndrome
AIPPA	Access to Information and Protection of Privacy Act
APRM	African Peer Review Mechanism
ARC	African Risk Capacity
ART	Antiretroviral Therapy
ATIMC	Anti-Trafficking Inter-Ministerial Committee
BEAM	Basic Education Assistance Module
BMOs	Business Membership Organisations
BPfA	Beijing Platform for Action
CAADP	Comprehensive African Agriculture Development Programme
CEDAW	Convention on the Elimination of all forms of Discrimination Against Women
CITES	Convention on International Trade in Endangered Species of Wild Fauna and Flora
CCL	Cabinet Committee on Legislation
CPI	Consumer Price Index or Corruption Perception Index
CPIA	Country Policy and Institutional Assessment
CPT	Current Procedural Terminology
CSA	Climate Smart Agriculture
CSO	Civil Society Organisations
CZI	Confederation of Zimbabwe Industries
DFID	Department for International Development
ECD	Early Childhood Development
EMA	Environmental Management Agency
ESARO	East and Southern Africa Regional Office
ESG	Environmental Social and Governance
EU	European Union
FCTC	Framework Convention on Tobacco Control
FNC	Food and Nutrition Council
FNSP	Food and Nutrition Security Policy
GBV	Gender Based Violence
GBV	Gender Based Violence
GCF	Green Climate Fund
GDI	Gender Development Index
GDP	Gross Domestic Product
GEF	Global Environment Facility
GHI	Global Hunger Index
GII	Gender Inequality Index
GoZ	Government of Zimbabwe



GRI	Global Reporting Initiative
HIV	Human Immunodeficiency Virus
HLPF	High Level Political Forum
HRP	Humanitarian Response Plan
HSCT	Harmonised Social Cash Transfer
ICDS	Inter-Censal Demographic Survey
ICTs	Information and Communication Technologies
ILO	International Labour Organisation
IMF	International Monetary Fund
IPPC	Intergovernmental Panel for Climate Change
IPPU	Industrial Processes and product Use
IPRSP	Interim Poverty Reduction Strategy Programme
JSC	Judicial Services Commission
KRA	Key Result Areas
LFCLS	Labour Force and Child Labour Survey
MDAs	Ministries Departments and Agencies
MDGs	Millennium Development Goals
MICS	Multiple Indicator Cluster Survey
MMR	Maternal Mortality Rate
MSMEs	Micro, Small and Medium Enterprises
Mt	Metric Tonnes
MWACSMED	Women Affairs, Community Small and Medium Enterprises Development
NANGO	National Association of Non-Governmental Organisations
NAP	National Adaptation Plan
NAPLAC	National Plan of Action
NCDs	Non-Communicable Diseases
NDCs	Nationally Determined Contributions
NDRF	National Development Results Frameworks
NDS	National Development Strategy
NGP	National Gender Policy
OECD	Organisation for Economic Cooperation and Development
OPC	Office of the President and Cabinet
PDC	Provincial Development Committee (
PFMS	Public Finance Management System
PICES	Poverty, Income, Consumption and Expenditure Survey
PoZ	Parliament of Zimbabwe
RBZ	Reserve Bank of Zimbabwe
RDC	Rural District Council
RDCA	Rural Development Councils Association
RISDP	Regional Indicative Strategic Development Plan
RLA	Rural Livelihoods Assessment

Zimbabwe's Second **Voluntary National Review** (VNR)

SADC	Southern Africa Development Community
SafPHHE	Sanitation Focused Participatory Health and Hygiene Education
SDGs	Sustainable Development Goals
SDRF	Sector Development Results Frameworks
SGBV	Sexual and Gender Based Violence
SME	Small to Medium Scale Enterprises
TB	Tuberculosis
ToTs	Trainers of Trainers
TSP	Transitional Stabilisation Programme
TWEP	Tobacco Wood Energy Programme
UN	United Nations
UNCBD	United Nations Convention on Biological Diversity
UNCCD	United Nations Convention to Combat Desertification
UNCRC	United Nations Convention on the Rights of the Child
UNCRPD	United Nations Convention on the Rights of Persons with Disabilities
UNDP	United Nations Development Programme
UNFCCC	United Nations Framework Convention on Climate Change
UNICEF	United Nations Children's Fund
UNSD	United Nations Statistics Division
VNRs	Voluntary National Reviews
WFP	World Food Programme
WHO	World Health Organisation
WMB	Women's Microfinance Bank
ZACC	Zimbabwe Anti-Corruption Commission
ZAIP	Zimbabwe Agricultural Investment Programme
ZCCYI	Zion Christian Church Youth International
ZDHS	Zimbabwe Demography and Health Survey
ZEC	Zimbabwe Electoral Commission
ZEPARU	Zimbabwe Economic Policy Analysis and Research Unit
ZESA	Zimbabwe Electoral Commission
ZETDC	Zimbabwe Electricity Transmission and Distribution Company
ZGC	Zimbabwe Gender Commission
ZHRC	Zimbabwe Human Rights Commission
ZILGA	Zimbabwe Local Government Association
ZIMASSET	Zimbabwe Agenda for Sustainable Socio-Economic Transformation
ZimLA	Zimbabwe Library Association
ZIMPHIA	Zimbabwe Population-based HIV Impact Assessment
ZIMSTAT	Zimbabwe National Statistics Agency
ZimVac	Zimbabwe Vulnerability Assessment Committee
ZNCC	Zimbabwe National Chamber of Commerce
ZSE	Zimbabwe Stock Exchange
ZUNA	Zimbabwe United Nations Association
ZUNDAF	Zimbabwe United Nations Assistance Framework
ZUPCO	Zimbabwe United Passenger Company



Foreword

Zimbabwe, as a member of the United Nations, is delighted to present its second Voluntary National Review on Sustainable Development. My Government is committed to the implementation of the 2030 Agenda for Sustainable Development and the attainment of the 17 Sustainable Development Goals (SDGs). Zimbabwe presented its first Voluntary National Review in 2017. This second Voluntary National Review is therefore aimed at tracking progress in SDGs implementation since the 2017 VNR Report.



My Government launched Vision 2030, as its commitment to improving the lives of our people and sustainably manage our environment while leaving no one behind. Vision 2030 seeks to transform Zimbabwe into an empowered and prosperous upper middle-income society by the year 2030. The pursuit of this inclusive and transformative vision will enable us to promote decent jobs, reduce inequalities, promote access to quality social services, expand and explore new economic opportunities for all Zimbabweans thereby attaining global goals.

As a means of implementation of Vision 2030, Government developed and implemented a reform agenda known as the Transitional Stabilisation Programme (TSP) from 2018 to 2020. Through the TSP, Zimbabwe made significant progress in ensuring economic stability which is a foundational requirement for sustainable development.

Although the Country is still facing some challenges due to unwarranted economic sanctions and the impact of the COVID-19, we are determined to build forward better through interventions designed to benefit everyone children, youth, women, the elderly, persons with disabilities and other vulnerable groups in this decade of action and delivery. Zimbabwe's next step towards achieving Vision 2030 will be guided by the National Development Strategy 1: 2021-2025 (NDS1). The NDS1 is aimed at attaining the objectives of Vision 2030 and at the same time addressing the global aspirations of the Sustainable Development Goals (SDGs) and the African Union Agenda 2063.


This report is crucial to the implementation, monitoring and evaluation of the implementation of the 2030 Agenda. It serves as a dash-board which provides useful information on various socio-economic and environmental indicators towards the achievement of the mutually reinforcing agendas of the United Nations Agenda 2030 and the African Union Agenda 2063.



The Government of Zimbabwe remains committed to the development of capacity of our key institutions to create an enabling environment for inclusive and transformative growth while promoting the key principle underpinning Sustainable Development Goals of leaving no one behind. The VNR process saw fruition of the whole-of-society paradigm, with inclusivity and collaboration which are the core principles of my Government.

My Government recognises the role that development partners, private sector, civil society organisations and other key stakeholders are playing in the implementation of SDGs in Zimbabwe. Their efforts have assisted in securing the benefits of transformative and inclusive economic growth through partnerships. I therefore take this opportunity to call upon all stakeholders to work together to accelerate the implementation of the SDGs in Zimbabwe.

Zimbabwe remains committed to create an enabling environment for the attainment of the SDGs and will continue to work closely with multi-stakeholders and the International Community to ensure the well-being of its citizens while upholding Agenda 2030 on Sustainable Development.



Emmerson Dambudzo Mnangagwa
President of the Republic of Zimbabwe



Acknowledgements

The Second Voluntary National Review (VNR) of the implementation of the 2030 Agenda for Sustainable Development was spearheaded by the Government of Zimbabwe through the Ministry of Public Service, Labour and Social Welfare with the assistance from United Nations Zimbabwe. The review exercise and the production of the VNR Report was co-funded by the Government and United Nations Agencies that include UNDP, WFP, ILO, IOM, UNWomen, FAO, WHO and UNFPA. The Government of Zimbabwe appreciates all the financial and technical support that was provided by the development partners in carrying out this important exercise.

The Government is also indebted to SDGs Coordinating Committee, SDGs Focal Persons from all Government Ministries, ZIMSTAT, UN Agencies, Civil Society Organisations, the Private Sector, Trade Unions, and other stakeholders that participated in this Voluntary National Review process. We are grateful for all the contributions made by the Parliament of Zimbabwe, traditional leaders, local authorities and such groups as persons with disabilities, youth, the elderly and women during the VNR consultations.

The VNR Technical Team is equally appreciated for committing time and working tirelessly to provide guidance and support during the review exercise and the production of this VNR Report.

Finally, the much-needed oversight role that was played by the Office of the President and Cabinet is greatly appreciated.



Key Messages

Zimbabwe has made significant progress in the implementation of SDGs underpinned by the following successive policy frameworks: Zimbabwe Agenda for Sustainable Economic Transformation (ZIMASSET, 2013 – 2018); and the country's Vision 2030 with its implementation plans (Transitional Stabilisation Programme (TSP, 2018 - 2020), and the National Development Strategy 1 (NDS1, 2021 - 2025) that mainstreamed the 2030 Agenda to facilitate joint implementation, monitoring and evaluation. Key messages emanating from Zimbabwe's 2021 Voluntary National Review include the following:

I. Building on the SDGs implementation and co-ordination framework presented in the 2017 VNR, Government is further strengthening the institutional framework by establishing a dedicated SDGs Secretariat to co-ordinate SDGs implementation, monitoring and evaluation. Further improvements on the Institutional architecture include the alignment of NDS1 to SDGs as well as the coordination and information sharing within NDS1 and SDGs implementation Clusters. The NDS 1 monitoring and evaluation will be tracked through an e-enabled Whole of Government Performance Management System.

II. Government recognizes that development will only be sustainable if it is inclusive and has embedded the principle of leaving no one behind within all its development policy framework. Government commits to further institutionalise the Whole of Government and Society Approach to the implementation, monitoring and evaluation of SDGs. The pursuit of an inclusive development strategy; building climate resilience; natural resources management; value addition and beneficiation; sustaining macroeconomic stability; investment promotion and infrastructure development are key enablers for the attainment of the country's Vision 2030 and the SDGs. Provision of Improved Infrastructure and Services is key to achievement of SDGs. The prioritised infrastructure and utilities areas within the NDS1 include Energy, Water & Sanitation, Housing, Information Communication Technology and Transport sectors.

III. Enhancing domestic resource mobilisation will be a key pillar in our funding mix to finance NDS1 and SDGs in addition to the traditional sources of funding including loans, grants and foreign direct investment. In this regard Government is focusing on plugging illicit financial flows through zero tolerance to corruption and capacitating the relevant institutions such as the Zimbabwe Anti-Corruption Commission (ZACC) and Zimbabwe Revenue Authority (ZIMRA). Enhancing the country's competitiveness and investment inflows; leveraging on diaspora remittances and promotion of public private partnerships will be prioritised.

IV. Progress has been recorded in reducing all forms of violence and related deaths. This has been achieved through: awareness raising campaigns on exploitation, trafficking and all forms of violence against vulnerable groups; enhancing law enforcement visibility in crime hotspot areas and establishment of crime prevention and peace committees. Alignment of laws to the Constitution, improved inclusive access to justice and creation of new laws that promote



human rights further entrenched the rule of law. Improved coordination and collaboration with multi stakeholders, justice sector members, civil society and the community has reduced fragmentation and parallel processes.

V. The country is promoting high agricultural production and productivity through improving land and water utilisation; adopting climate smart agricultural innovations like the Pfumvudza/ Intwasa (climate proofing agriculture) supported by government and the private sector. Improved agricultural production and productivity is addressing SDGs 1, 2, 5 and 8 through increased agricultural output; incomes; participation of women and throughput from agriculture to agro-processing industries. The Presidential Agricultural Input scheme is also addressing the needs of under resourced marginalised groups and communities.

VI. Progress has been made towards universal health coverage through sustained investment in public health infrastructure, equipment, capacitation of human resources for health, procurement and distribution of medicines and sundries as well as development and review of health related legal and policy frameworks. This resulted in reduced maternal mortality ratio, reduced under five mortalities, and the general decline in HIV prevalence. Government also adopted a timeous and effective response to COVID 19. The interventions by Government include lockdown measures aimed at reducing the spread of the coronavirus, mass COVID-19 testing in health institutions and awareness raising on vaccines to the citizens. In addition, local institutions of higher learning were capacitated to manufacture personal protective equipment and sanitisers. In the education sector there has been increased access through inclusive programmes, infrastructure, human skills capital development and innovation. Gender has been mainstreamed in most of the country's legislative frameworks, policies and empowerment programmes which has resulted in increased participation in politics and decision making as well as access to productive and financial resources by women.

VII. Government of Zimbabwe is committed to supporting full and productive employment and decent work; addressing informality; casualisation of labour and erosion of value of workers' salaries and wages. Capitalisation of empowerment institutions to facilitate growth of Small and Medium Enterprises (SMEs) is being prioritized. The engagement and re-engagement drive in support of a shift from traditional to economic diplomacy will improve the country's image, strengthen relations with the international community and will boost trade and investment as we march towards Vision 2030.

⁴See, <https://www.facebook.com/watch/?v=337821106850185>; <https://www.facebook.com/watch/?v=726001004796162>; <https://startupbiz.co.zw/what-is-pfumvudza-and-how-will-the-nation-benefit/> for more details on the Pfumvudza concept with inputs. Government provided Pfumvudza trained farmers with inputs.



1. Introduction

In September 2015, UN Member States adopted the Agenda 2030 for Sustainable Development. Since the proposal of the 17 SDGs, Zimbabwe has been proactive in crafting a nationally driven approach to prioritizing 10 +1 SDGs. The prioritized SDGs in their order of priority are goals 8, 7, 2, 9, 6, 17, 3, 4, 13, and 5 plus goal 16.

The implementation of the focus goals is expected to have a multiplier effect throughout the economy reaching to all the 17 goals. The Zimbabwe Position paper on SDGs, set the tone for the Post-2015 agenda for Zimbabwe which addresses the causes of poverty, and facilitates the enhancement of the country's development by promoting inclusive economic growth, social transformation and strengthening the resilience of the populace.

Zimbabwe is committed to implementing all the 17 SDGs, however fiscal constraints necessitated a phased implementation approach, with an initial resource focus on enabling goals. Enabling Goals were categorised under Tier 1 in the SDG Position Paper, and these constituted the areas of resource focus from 2016-2020. Other priorities fall under Tier 2 with resource focus for 2021-2025, while long term priorities have been categorised under Tier 3 with targeted resources focus for the period 2026-2030. In addition to the 3 Tiers, some cross-cutting goals were identified, and these are expected to receive focus over the full 15 years.

Tier 1 (Immediate Enabling Goals) comprise of 'enabling' goals, that is, the immediate priorities which were expected to set the foundation upon which other Goals can be built on.

- **Goal 2:** End hunger, achieve food security and improved nutrition, and promote sustainable agriculture
- **Goal 3:** Ensure healthy lives and promote well-being for all at all ages
- **Goal 4:** Ensure inclusive and equitable quality education and promote life-long learning opportunities for all
- **Goal 7:** Ensure access to affordable, reliable, sustainable, and modern energy for all
- **Goal 8:** Promote sustained, inclusive and sustainable economic growth, full and productive employment

Tier 2 (Medium Term Goals) includes all cluster priorities which have not been identified as enablers. Tier 2 sought to build on, and strengthen gains made under Tier 1 as well as preliminary Tier 2 work implemented by the clusters over the 2016-2020 periods. Tier 2 Goals are:

- **Goal 6:** Ensure availability and sustainable management of water and sanitation for all
- **Goal 9:** Build resilient infrastructure, promote inclusive and sustainable industrialization and foster innovation
- **Goal 11:** Make cities and human settlements inclusive, safe, resilient and sustainable

²After the initial selection of the 10 enabling Goals, SDG 16 was subsequently recognised as being a key enabler for SDG attainment and considered as the +1 Goal.



Tier 3 (Long term Goals) will consolidate gains made in Tier 1 and 2 Tier. Tier 3 Goals are:

- **Goal 10:** Reduce inequality within and among countries
- **Goal 12:** Ensure sustainable consumption and production patterns
- **Goal 14:** Conserve and sustainably use the oceans, seas and marine resources for sustainable development
- **Goal 15:** Protect, restore and promote sustainable use of terrestrial ecosystems, sustainably manage forests, combat desertification, and halt and reverse land degradation and halt biodiversity loss

Cross-cutting: In addition to the 3 Tiers, some cross-cutting goals were identified. These were expected to receive an on-going focus over the life of the SDGs. The cross-cutting Goals are:

- **Goal 1:** End poverty in all its forms everywhere;
- **Goal 5:** Achieve gender equality and empower all women and girls;
- **Goal 13:** Take urgent action to combat climate change and its impacts
- **Goal 16:** Promote peaceful and inclusive societies for sustainable development, provide access to justice for all and build effective, accountable and inclusive institutions at all levels and
- **Goal 17:** Strengthen the means of implementation and revitalize the global partnership for sustainable development.

The principles of sustainable development are a core constitutional and developmental imperative. Sustainable development is also an overall strategic objective which has been articulated in the country's development plans. The Constitution of Zimbabwe Amendment (No. 20) Act, 2013, also guarantees political, civil, economic, social and cultural rights for all citizens in line with SDG 16. In the implementation of the 2030 Agenda and SDGs, Government has adopted a 'whole of government' and 'whole of society' approach.

This approach encompasses all Government Ministries and agencies delivering as one and inclusion of all stakeholders including civil society organisations, private sector and other interest groups in the implementation and evaluation of progress. In this regard, the 2021 VNR was developed with inputs from diverse stakeholders drawn from the length and breadth of the country.

1.1. Objectives of the 2021 VNR

VNR reports on the status of the implementation of the 2030 Agenda, which is composed of the 17 SDGs (and their targets and indicators) and its core principle of leaving no one behind. The primary focus of the 2017 VNR was on SDGs 1 and 2, and the enabling goals (3, 5, 9, 14 and 17). The High-Level Political Forum (HLPF) in 2021 will discuss Sustainable Development Goals 1 on no poverty, 2 on zero hunger, 3 on good health and well-being, 8 on decent work and economic growth, 10 on reduced inequalities, 12 on responsible consumption and production, 13 on climate action, 16 on peace, justice and strong institutions, and 17 on partnerships in depth. While, the 2021 VNR reports on all 17 SDGs it provides more emphasis on the HLPF focused goals for 2021.



2. Methodology and Process for Preparation of the Review

The multi-pronged approach adopted in preparing this review included among others:- extensive document reviews and analysis and stakeholder engagements. The consultative process leveraged on existing institutional structures for the implementation of SDGs, facilitated by the SDG Secretariat in the coordinating Ministry of Public Service Labour and Social Welfare with technical support from the UN Country Team (Technical team).

2.1. Document Review and Analysis

A desk review of relevant policy documents including:- Zimbabwe's SDGs Implementation Position Paper; National Budget Statements; Transitional Stabilisation Programme (TSP); Sectorial Policies; National Development Strategy (NDS1) etc); 2017 VNR, Other Country VNRs; Zimbabwe 2020 SDG Review Report; 2021 Handbook for Preparation of VNR; Zimbabwe Vulnerability Assessment Reports (ZIMVAC); Poverty Assessment Studies and the Zimbabwe 2019 Multi-Indicator Cluster Survey; COVID 19 impact assessment surveys/studies; Zimbabwe Country reports by diverse development partners (i.e. UN Country Team; World Bank, International Monetary Fund (IMF) among others. Evaluation reports and secondary research was reviewed to establish and explain the underlying trends and what needed to be done differently going forward. Review on evaluations and secondary research focused on the explanation of the underlying trends and what needed to be done differently going forward.

2.2. Stakeholder Engagements

While a whole-of-society' approach was employed to engage stakeholders, face to face interviews and organising conferences/workshop/focus group discussions to solicit information from stakeholders where inhibited by COVID 19 restrictions on public gatherings. Within the COVID 19 context, written submission was adopted as the most plausible and viable option to get well considered views from diverse constituencies. A virtual inception meeting was held with the Minister of Public Service, Labour and Social Welfare who gave direction to the Technical committee on the expected output.

A list of stakeholders to be engaged was drawn from the databases of stakeholders who have been engaged with the implementation and review of 2030 Agenda. These included all government Ministries Departments and Agencies (MDAs) SDGs focal persons; stakeholders consulted during 2017 VNR and the 2020 SDGs review; secretariats of umbrella bodies of civil society organisations and business membership organisations (BMOs). Stakeholders were also drawn from the data bases of the UN Country Team based on the partners they interface with in the implementation of their country programs. The list of stakeholders was discussed and validated during the 2021 VNR virtual inception workshop and additional stakeholder



were suggested through comments to the inception report. These included some youth and women groups; associations of diverse vulnerable groups including persons with disabilities and community representatives. Views from communities were also solicited through their representative bodies.

To facilitate engagement of government MDAs the Permanent Secretary of the Co-ordinating Ministry of Public Service Labour and Social Welfare wrote to all Permanent Secretaries notifying them of the commencement of the VNR consultative process and requesting the availability of SDG focal persons to co-ordinate and consolidate inputs from the MDA. Inputs from the SDG focal persons were submitted through the Co-ordinating SDG Secretariat. Letters requesting for written submissions from MDA were sent out by the SDG Secretariat, which also followed-up and received the written submissions.

Representatives of diverse umbrella bodies for Civil Society Organisations (CSOs) and Private Sector organisations were also requested to make written submissions. The umbrella bodies used their internal structures and virtual platforms to gather views from their members and consolidated their inputs for submission to the SDG Secretariat. For example, the CSO Reference Group adopted the People's Scorecard tool³ to collect information from at least 80 organisations from their diverse membership, which includes organisations working with women, youth, children, persons with disabilities, people living with HIV/AIDS, migrants and 200 individuals.

They then consolidated the inputs for the 2021 VNR and provided written comments after reviewing the draft VNR. The National Association of Non-Governmental Organisations (NANGO) whose membership includes grassroot organisations consulted at least 280 representatives from its diverse membership base and then consolidated their inputs which were then shared to inform the development of this VNR.

Follow-ups with specific stakeholder groups were made where information provided had glaring gaps or did not provide sufficient details. Information on marginalised groups was also captured through Government line Ministries/Non-Government Organisations/development Partners including UN Agencies working with and in communities. Inputs on the implementation of SDGs were also solicited from key independent Institutions, Commissions and the Parliament of Zimbabwe. Members of Parliament (MPs) represent constituencies/communities across the length and breadth of the country hence the Administration of Parliament was requested to provide a written submission on the work of Parliament with regards to implementation of SDGs given its representative, legislative and oversight roles.

The Zimbabwe Local Government Association (ZILGA) which comprises of Rural Development Councils Association (RDCA) and the Urban Councils Association(UCA) was requested to provide inputs on the work being done by local authorities. ZILGA leveraged on an on-going process that was being supported by the United Cities and Local Governments (UCLG) to produce a subnational voluntary review⁴ to co-ordinate submissions from RDCA and UCA for the NVR. ZILGA then synthesised inputs and submitted a paper on work being done by Local Authorities

³The People's Scorecard is a product of Action for Sustainable Development (A4SD). A4SD works in partnership with national SDGs focused civil society coalitions around the world.



in domesticating SDG implementation. Local Authorities are key not only because the impact of the implementation of SDGs is felt at the local level but because their role in implementing Devolution and Decentralisation projects which respond to the requirements of a number of SDGs and their targets.

The academia and scientific communities are important in the implementation of 2030 Agenda and SDGs as they are involved in a number of capacities; including by providing research, advice and data, or as participants in consultations, workshops and conferences. In this regard relevant work undertaken by academia and think tanks in assessing the implementation of SDGs was reviewed.

Written submissions were also requested through the University Vice Chancellors Association and the Research Council of Zimbabwe. Development partners working in Zimbabwe including the UN Country Team were also requested to share their perspectives on the implementation of SDGs in the country and the partnerships they are engaged in with the Government of Zimbabwe and communities to accelerate the implementation of 2030 Agenda.

2.2. Limitations of the Review

While the intention of this VNR process was to have a whole society approach it was not possible to get submissions or interview all targeted institutions. Disaggregated data on the performance of key SDG indicators remained a challenge. Further, data on the ZIMSTAT SDG portal had gaps (see Annex 1) and submissions from line Ministries were predominantly narrative and void of key statistics on the status of implementation of SDGs within their jurisdiction.

ZIMSTAT noted that data limitations continue to be a huge constraint on SDG monitoring and evidence-based planning. COVID 19 induced restrictions were also cited as other reasons why a number of 2020 surveys had to be suspended. It further noted that it had not been able to fully satisfy all data needs for monitoring national, regional and international obligations. This is largely due to the challenges faced in receiving data (administrative) from producers as well as constrained resources to undertake some surveys.

ZIMSTAT envisages amending the Census and Statistics Act [10:29] by introducing in it a clear mandate for the Agency to have access to and utilise administrative records and registers held by ministries and public institutions. In the meantime, ZIMSTAT, under the United Nations Statistics Division (UNSD)-DFID Project is working closely with UNSD to develop a Data Sharing Agreement which will allow ZIMSTAT to receive administrative data to fill in some of the gaps in SDG indicator monitoring.

With this caveat, information obtained through document review and analysis; written submission and key informant interviews informed the drafting of 2021 VNR. The first draft was further subjected to review by diverse stakeholder groups and the revised draft scrutinised during 3 days validation (physical) workshop with diverse stakeholders.

⁴Draft subnational review was shared on 4 May 2021.



3. Policy and Enabling Environment

3.1. Creating Ownership of the Sustainable Development Goals (SDGs)

The 2017 VNR highlighted that Zimbabwe had committed itself to implementing all the SDGs with emphasis on the following 10 SDGs (2, 3, 4, 5, 6, 7, 8, 9, 13 and 17) and provided a detailed rationale of this prioritisation which was guided by the country's vision, the need to focus on enabling SDGs, resource availability and unfinished business in the MDGs. The 2017 VNR further highlighted: **advocacy campaign involving parliamentarians culminating in the establishment of Parliamentary Thematic Committee on SDGs; capacity building workshop on the institutionalization of SDGs; Public awareness campaign on SDGs through mass media and SDGs Lecture Series in Universities to raise awareness among University students and staff.**

These initiatives aimed at enhancing awareness and ownership of SDGs among a broad spectrum of stakeholders within the country. An analysis of the thrust, strategies and targets of the country's National 2030 Vision, post 2017 national development frameworks (details provided in the next section) shows that the Global 2030 Agenda have been integrated in these frameworks. The domestication of SDGs embedding them in the National Vision and national development policy frameworks enhances ownership while providing platforms to accelerate the implementation of SDGs. Incorporation of SDGs into sectorial policies and strategic plans by line Ministries and development/action plans in the lower tiers of government (i.e. Metropolitan Councils and Local Authority) is inevitable as these are required to be aligned with the overarching National Development Strategy (NDS1) and contribute to the achievement of the National Vision 2030. The NDS1 National Development Results Frameworks (NDRF) and Sector Development Results Frameworks (SDRF) identifies lead players (i.e. Government Ministries, Departments and Agencies and Development Partners) expected to contribute to the achievement of specific key results. Allocation of annual fiscal budgets will be guided by the priority projects and key result areas set out in NDS1. These factors constrain MDAs to align their sectorial policies and strategies to achieving NDS1 key results which are aligned to the SDGs.

The NDS1⁵ has been translated into 13 national languages in line with Government's commitment to give all citizens access to the strategy in the spirit of leaving no one behind in terms of access to information on NDS 1⁶. Sign language users have the opportunity to follow print and have sign language interpreters where necessary. The translation of NDS1 into local languages is also expected to remove barriers of participation by communities previously left out because of language barrier. Thus, enhanced access to NDS1 whose strategies are aligned to the Global 2030 Agenda and increased participation by communities previously left behind will further enhance ownership and accelerate the implementation of SDGs.

The Constitution of Zimbabwe Amendment (No.20) Act, 2013, Section 264, 2 (a-f) provided guidelines regarding the formulation of a sound national Devolution and Decentralisation policy, whose objectives are as follows:



- a. to give powers of local governance to the people and enhance their participation in the exercise of the powers of the State and in making decisions on issues affecting them;
- b. to promote democratic, effective, transparent, accountable and coherent Government in Zimbabwe as a whole;
- c. to preserve and foster peace, national unity, and indivisibility of Zimbabwe as a sovereign State;
- d. to provide recognition of the right of communities to manage their own affairs and to further their own development;
- e. to encourage and ensure the equitable sharing of local and national resources;
- f. to transfer local fiscal responsibilities and resources from the national government to sub-national entities in order to establish a sound financial base for each provincial and metropolitan council and local authorities in rural areas.

The Devolution and Decentralisation Policy approved by Cabinet on 21 July 2020, does not only, encapsulate the prescribed devolution policy formulation guidelines, but demonstrates commitment by Government, to implement devolution, as enshrined in the Constitution and in Vision 2030. Implementation of Devolution and Decentralisation programmes will assist acceleration of the localisation of national development programmes as well implementation of SDGs at local levels. The submission from ZILGA which noted that Councils (policy makers and employees) recognise that '...the 17 SDGs encompass all the work of a local authority and should thereby be used as a basis for planning' supports this view. ZILGA further noted that like many other Councils Victoria Falls made this realisation in 2016 and prepared a five-year sustainable development framework (2018-2022) aligned to SDGs in a participatory manner. Table 1 shows examples of this commitment and ownership as depicted in the departmental leadership of SDG-aligned key result areas (KRA's) across urban and rural local authorities.

Table 1: Zimbabwean Councils and the SDG Agenda

City of Victoria Falls	Bindura Rural District Council
1. Infrastructure development Key Result Area (KRA) is the responsibility of Engineering, Finance, Housing and Central Administration (Council Departments) and aids attainment of SDG's 6, 7, 9 and 11	1. Spatial planning and infrastructure and infrastructure development (KRAs) are led by Technical Services and Environment to achieve SDG's 6, 7, 9 and 11
2. Social service delivery (KRA) is steered by Housing, Finance, Engineering and Central Administration and focuses on SDGs 1, 3 to 6 and 10	2. Sound local governance (KRA) is steered by Administration, Finance and Audit to achieve SDGs 5, 10 and 11, 16 and 17
3. Environmental management (KRA) is led by Housing, Central Admin, Engineering and Finance with a focus on SDGs 13 to 15	3. Environmental management (KRA) is the responsibility of Technical Services and Environment with a remit over SDGs 6-7, 9, 11 to 15
4. Corporate governance (KRA) is responsibility of Central Admin and Finance and aids SDG 16 attainment	4. The KRA of Social Services is the mandate of Administration and Community Services and SDG responsibility is over Goals 1 to 5, 8 and 11

Source: Victoria Falls (2020) and Bindura RDC (2020)

⁵The Constitution of Zimbabwe Amendment (No. 20) Act 2013, Section 6 officially recognises the following languages of Zimbabwe: Chewa; Chibarwe; English; Kalanga; Koisan; Nambya; Ndaou; Ndebele; Shangani; Shona; Sign Language; Sotho; Tonga; Tswana; Venda and Xhosa.

⁶See <https://www.herald.co.zw/nds1-translated-into-13-languages/>; <https://www.herald.co.zw/nds1-translation-to-leave-no-one-behind-mthuli/>; <https://www.zimbabwesituation.com/news/ncube-officially-launches-nds1-translated-versions/> for details.

⁷See <https://www.herald.co.zw/nds1-unpacking-devolution-development/> comment on NDS1 and Devolution i.e. www.innscorAfrica.com/sustainability/sustainability-strategy-and-governance/; <https://www.econet.co.zw/sustainability/environmental-sustainability/>

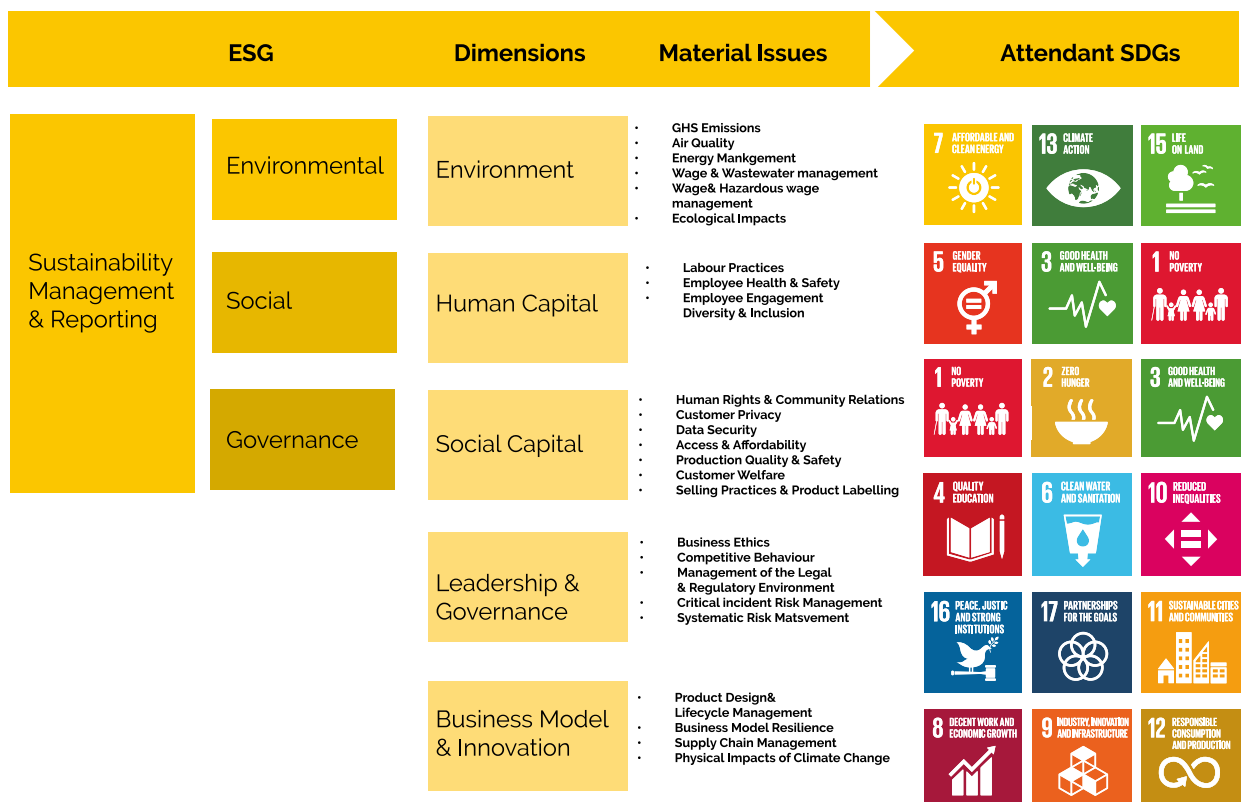


Zimbabwe's Second Voluntary National Review (VNR)

This suggests that the localisation of the implementation of the 2030 is gaining momentum among local authorities. Further, the cities of Harare and Victoria Falls were involved in a pilot project in 2020 where their local budgets and national fiscal transfers were deliberately targeted at SDG implementation. Both Councils reported progress in health and other SDGs. The initiative directly involved the support of the Ministry responsible for local government, which is working towards mainstreaming Voluntary Local Reviews across all 92 local authorities.

Private sector entities have embraced sustainability by adopting Environmental Social and Governance (ESG) framework as part of their businesses strategies and practices. Using the ESG framework allows organisations to zero in, from a strategic point of view, on the fundamental aspects involved in each of these three dimensions. Zimbabwean companies⁸ are also embracing the ESG framework presented below, which is aligned to SDGs. As companies adopt this framework the ownership and monitoring of the implementation of SDGs is enhanced.

Figure 1: Environmental, Social and Governance (ESG) Framework



⁸i.e. www.innscorafrica.com/sustainability/sustainability-strategy-and-governance/; <https://www.econet.co.zw/sustainability/environmental-sustainability/>



New regulatory requirements, emerging in jurisdictions across the globe, and the identification of global sustainability goals have also significantly influenced the importance of ESG issues in today's marketplace. Additional influences include an increased focus on sustainable finance; the development of ESG-focused non-governmental organizations, and an increased global focus on the SDGs. In June 2019 the Zimbabwe Stock Exchange announced new listing requirements⁹, which include "Part XXI Sustainability Information and Disclosure (paragraphs 399 to 404, pages 157 to 158) in compliance with the ESG reporting requirements. Further, in 2019 the ZSE also published its Green and Social Bond Principles for social and green bonds and maintained its membership of the United Nations Sustainable Stock Exchange (SSE) initiative. Going forward the ZSE will be launching a Sustainability Index as a commitment to promote sustainable investment and will also be adopting the Global Reporting Initiative (GRI) Sustainability Reporting Guidelines.

In an effort to help accelerate the implementation of SDGs, the Zimbabwe Business Organisations¹⁰ have embarked on an initiative to honour and recognise SDG Champions in their Annual National Business Awards to celebrate businesses promoting sustainability; adopting inclusive business models that benefit the poor and development oriented, sustainable and energy efficiency among other initiatives. The ZNCC launched a Training Centre, in December 2020, which will be embarking on various trainings including Trainings on SDGs.

The SDGs Trainings are meant to educate and concentrate the private sector on the importance of SDGs.

The 2017 VNR also reported that the Civil Society Organisations formed the CSO Reference Group on SDGs to coordinate the involvement of civil society on SDGs and to monitor the implementation of SDGs. While the CSO Reference Group which is comprised of Apex bodies is not all inclusive, it is an important platform to promote CSOs' ownership and monitoring of the implementation of SDGs. Institutionalisation of the engagement of the CSO Reference Group on SDGs and other CSO umbrella bodies like NANGO instead of the current ad hoc engagements with Government, relating to VNRs and SDG reviews would further enhance ownership and monitoring of SDGs implementation and entrench the whole society approach to SDGs implementation.

3.2. Incorporation of the Sustainable Development Goals in National Frameworks

An analysis of the country's overarching national development frameworks starting with the Zimbabwe Agenda for Sustainable Socio-Economic Transformation (ZIMASSET, October 2013-December 2018)¹¹ and subsequent frameworks: Transitional Stabilization Programme (TSP, 2018-2020) and the current National Development Strategy (NDS1, 2021-2025) show that good strides have been made in domesticating the 2030 Agenda. Thus, in the subsequent sub-section we highlight the alignment of strategies within these frameworks to Agenda 2030 starting with ZIMASSET as shown in Table 2, below.

⁹<https://www.zse.co.zw/wp-content/uploads/2019/06/Press-Release-by-ZSE-Gazetting-of-Listing-Rules-14.06.2019.pdf>; <https://www.zse.co.zw/wp-content/uploads/2019/06/S.I.-134-of-2019-Security-Exchange-.pdf>

¹⁰Zimbabwe National Chamber of Commerce (ZNCC) and Zimbabwe Confederation of Industry (CZI).

¹¹ ZIMASSET was replaced by TSP in October 2018



Zimbabwe's Second Voluntary National Review (VNR)

Further, Zimbabwe demonstrated its commitment to follow up on progress being made in the implementation of the 2030 Agenda, by undertaking its first VNR in 2017 upon which the second 2021 VNR is built on. In 2017 the SDGs were implemented within the context of economic recovery following the El Nino-induced drought of 2015/16 which left over 4 million people food insecure, 51 percent of whom were women. Price instability, especially during the lean season, compromised the ability of households to obtain an adequate year-round supply of food through markets. The 2017 VNR was undertaken at a time when the government was: experiencing binding fiscal space constraints; instituting broad based ease of doing business reforms; implementing import substitution programmes to conserve foreign currency and the special maize programme (command agriculture) to foster food and nutrition security.

Table 2: ZIMASSET Clusters Aligned with Prioritised SDGs

SDG	Tier		Poverty Reduction & value add	Food & Nutrition Security	Infrastructure and utilities	Social Services	Fiscal Reform Measures	Public Admin & Governance
1	CC	End poverty in all its forms everywhere	✓ P	✓	✓	✓	✓	✓
2	T1	End hunger, achieve food security and improved nutrition, and promote sustainable agriculture	✓ P	✓ ^P				
3	T1	Ensure healthy lives and promote well-being for all at all ages				✓ P		
4	T1	Ensure inclusive and equitable quality education and promote life-long learning opportunities for all				✓		
5	CC	Achieve gender equality and empower all women and girls	✓ P	✓		✓ P	✓	✓ P
6	T2	Ensure availability and sustainable management of water and sanitation for all			✓ P	✓ P		
7	T1	Ensure access to affordable, reliable, sustainable, and modern energy for all			✓ P			✓ P
8	T1	Promote sustained, inclusive and sustainable economic growth, full and productive employment	✓	✓ ^P	✓	✓	✓	✓ P
9	T2	Build resilient infrastructure, promote inclusive and sustainable industrialization and foster innovation	✓		✓ P			
10	T3	Reduce inequality within and among countries						✓
11	T2	Make cities and human settlements inclusive, safe, resilient and sustainable			✓			✓ P
12	T3	Ensure sustainable consumption and production patterns	✓					
13	CC	Take urgent action to combat climate change and its impacts	✓	✓	✓	✓	✓	✓
14	T3	Conserve and sustainably use the oceans, seas and marine resources for sustainable development		✓ ^P				
15	T3	Protect, restore and promote sustainable use of terrestrial ecosystems, sustainably manage forests, combat desertification, and halt and reverse land degradation and halt biodiversity loss		✓				
16	CC	Promote peaceful and inclusive societies for sustainable development, provide access to justice for all and build effective, accountable and inclusive institutions at all levels	✓	✓	✓	✓	✓	✓ ^P
17	CC	Strengthen the means of implementation and revitalize the global partnership for sustainable development	✓	✓	✓	✓	✓	✓

Source: Zimbabwe's SDGs Position Paper 2015; T1 - National Tier 1 priority; T2 - National Tier 2 priority; T3 - National Tier 3 priority; CC - Cross-cutting; P - Cluster priority; - Other Goals to be implemented under each cluster



To address the macroeconomic challenges identified in the 2017 VNR and deepen the economic reform agenda, in 2018, Zimbabweans made a strong commitment to rebuild the economy, with a Vision of attaining “Empowered and Prosperous Upper Middle-Income Society by 2030”. Vision 2030 charts a new transformative and inclusive development agenda, which is expected to deliver broad based transformation, new wealth creation and expanding horizons of economic opportunities for all Zimbabweans, with no one left behind. The realisation of Vision 2030 was envisaged to be anchored on the implementation of the following Strategic Programmes, supported by appropriate annual National Budgets:

- **A two and a quarter year “Transitional Stabilisation Programme” to which ran from October 2018 to December 2020.**
- **Two Five-Year Development Strategies, with the first one running from 2021-2025, and the second covering 2026-2030.**

The Transitional Stabilisation Programme (TSP) prioritised fiscal consolidation, economic stabilisation, and stimulation of growth and creation of employment. Adoption and implementation of prudent fiscal and complementary monetary policies was considered desirable to anchor investor confidence lost over the past two decades and stabilising the macroeconomic environment, which is conducive for opening up to more business. This is consistent with SDG 8 which seeks to promote sustained, inclusive and sustainable economic growth, full and productive employment and decent work for all.

Progress in attainment of this SDG within the TSP period can be seen from the outcomes of the implementation of the TSP policies, strategies and projects (as shown in figure 2) which were intended to guide Zimbabwe's social and economic development interventions up to December 2020, simultaneously targeting immediate quick-wins and laying a robust base for economic growth for the period 2021-2030. The economic growth envisaged under the TSP period was also expected to be driven by the private sector, with Government providing a supportive macro-economic and ease of doing business environment.

The TSP implementation was based on a coordinated collaborative multi-stakeholder approach to achieve objectives, such as overcoming and redressing the underlying challenges arising from economic fragility, joblessness, inequality and poverty. These objectives are aligned with a number of SDGs including SDG 1, 2, 8 and 10. Further, the TSP recognised that such economic reform must be underpinned by governance reforms, respect for the rule of law and human rights and that particular attention, in this process must also be paid to not only to empowering groups that have been historically marginalised including, women, youth and persons with disabilities but also facilitating their participation. In this regard the principle of leaving no one behind was embedded within the TSP.

Further, all stakeholders including the academia, faith based and civil society organisations, embracing their grassroots structures were seen as partners in complementing Government efforts, to spearhead economic reconstruction. The role of the media in disseminating information on TSP programmes and promote general citizenry awareness of these programmes was considered as a key pillar in the implementation of TSP. Participation of Zimbabwean in the



Diaspora, in economic transformation initiatives was seen as going beyond their contribution through remittances and philanthropic work, but was expected to include skills transfer and involvement in domestic investment opportunities. The above also reflects government's policy intentions to promote inclusivity in the development process. Inclusivity is a key principle embedded in the 2030 Agenda.

Government also prioritised re-engagement with the rest of the world, including re-establishment of relations with the international financial community, critical to complementing domestic efforts to mobilise resources and build up development capacity under the TSP period. The TSP also underscored the need for transparency and accountability by all stakeholders and citizens to facilitate transformation of the economy and realising the aspirations of Vision 2030. Government efforts to re-engage the international financial community to unlock development resources is consistent with the aspiration of the 2030 agenda as reflected in SDGs 13a, 15a and b, 16.4, 17.1 to 5 among others. Thus, the implementation of TSP succeeded in creating the necessary macro-fiscal environment for stabilisation and investment mobilisation to facilitate growth which is consistent with SDG 17.5 which requires countries to adopt and implement investment promotion regimes. A key success of TSP is the operationalization of Zimbabwe investment Development Agency (ZIDA)¹² which responsible for investment promotion.

Policy reforms and measures implemented over the TSP period resulted in improved policy consistency, strengthened institutions, improved resilience against shocks and set the foundation for economic recovery. The key milestones and reforms undertaken during the TSP period are summarised in the progress of reforms in figure 2 below which were announced in the 2021 National Budget Statement:

¹²ZIDA which repealed the Zimbabwe Investment Authority Act, the Special Economic Zones Act and the Joint Ventures Act, all which were dealing with investors separately was launched on 17 December 2020. ZIDA is now effective a one stop Investment Service Center for Investors.



Macro-Fiscal Economic Reforms

Figure 2: Summary of Progress on Reforms



Enhanced Revenue Collections

- Strengthened ZIMRA revenue administrative structures and mechanisms including ICT and automation.
- Enhanced Revenue collection through taxes, customs and 2% Intermediated Mobile Transfer Tax.



Expenditure Containment

- No more recourse to Central Bank overdraft.
- Issuance of TBs only for the Budget and through market-based operations.
- Public Wage Bill below 50% of total revenues from 92% in 2017.
- Rationalization of posts, freeze on hiring, save for critical sectors/posts
- PFMS controls rolled to all departments and local levels.
- New Procurement Act now functional.
- Removal of fuel and electricity subsidies, with all remaining and targeted subsidies accommodated in the Budget.
- Government commenced migration of the Public Service Pension scheme from pay-as-you-go- pension to defined benefit pension scheme. An amount of ZWL\$70.4 million was allocated as seed money.



Monetary Policy

- Re-introduction of local currency to enhance country competitiveness.
- Introduced Reserve Bank Monetary Policy Committee.
- Monetary targeting.
- Instituted disciplinary measures to remove speculative activities.
- Introduction of Market based Forex Auction system from 23 June 2020 for stabilizing the foreign exchange market.
- Exchange rate, which had moved from ZWL\$25:US\$1 to ZWL\$80:US\$1; has since stabilized around that level during the better part of July to date.
- Price stability now visible in line with convergence of parallel and Introduced a second auction systems for small scale operators.



Financial Sector Reforms

- Introduced inter-operability of mobile money platforms.
- Bursting the speculative bubble on the Zimbabwe Stock Exchange, driven by dually listed shares.
- Use of the Anti-money laundering act and rules to monitor and regulate transactions auction rates, especially in speculative activities on the foreign exchange market.
- Tighter regulation of payment system, e.g. cash in-cash out limits at mobile banking agents.
- Regulating unethical practices on the Stock Exchanges and Bureau De Changes (e.g placed a vesting period of 90 days for dually listed shares).



Macro-Fiscal Economic Reforms

Figure 2: Summary of Progress on Reforms (cont'd)



Fiscal Balance

- Deficits turned into surpluses or small deficits below 3% of GDP SADC threshold since January 2019. Cumulative surplus of ZWL\$437 million (0.3% of GDP) by Dec 2019.
- Surplus of ZWL\$3.8 billion for the period Jan to September 2020, and a deficit for the year at about -0.5% of GDP
- The surpluses serve as a buffer for shocks such as impact of Cyclone Idai, drought and COVID-19 pandemic.
- Surpluses are also supporting social services delivery, social protection and infrastructure development.

Growth



Tourism

- Tourism Support Package.
- Destination Branding and Image Transformation.
- Digital Marketing Campaign.
- Diaspora Tourism Promotion.
- US\$ 50 million investment, by a UAE Company, involving the purchase and complete refurbishing of Meikles Hotel, Harare.
- Tax incentives to support capitalization of the industry.



Mining

- Launched US\$12 billion Mining Industry Strategy.
- US\$4.2 billion Great Dyke Investments Platinum Mine already under construction.
- US\$4 billion Karo Resources Mhondoro-Ngezi platinum project ahead of schedule.
- Arcadia Lithium mine being developed.
- Coal production –new coal mines opened.
- US\$ 25 million Invictus Energy Oil and Gas Project in Muzarabani where drilling is expected to begin in October 2021.



Growth




Agriculture

- Replaced Command Agriculture with private sector funded Smart Agriculture.
- Commenced Land Audit to bring sanity in the agriculture sector resulting in farm downsizing which is currently underway.
- Signed Global Compensation Deed to resolve the land issue.
- Supporting 1.8 million farmers through training for Pfumvudza /Intwasa programme.
- Undertaking revival and expansion of Irrigation Schemes.
- Supporting revival of cotton production.
- Capacitated extension workers with mobility.
- US\$ 58 million Belarus Farm Mechanisation Facility; and
- US\$ 50 million deal with John Deere Tractors to supply farming equipment to Zimbabwe; and the prospect of a further US\$ 200 million deal with the same US company to supply additional farming and construction equipment to Zimbabwe.



Industry

- Operationalization of Zimbabwe investment Development Agency (ZIDA)
- Implementation of Special Economic Zones.
- US\$ 50 million Chinese investment by Sunny Ying Tile Company in Norton.
- US\$ 45 million Pepsi-Cola plant established by Varun Beverages of India.
- US\$ 20 million Mauritian investment into the processing of cooking oil, stock feeds and grain milling.



Youth, Women, SMEs and Empowerment

- Government is establishing a National Venture Capital Fund to the tune of ZWL\$500 million. National Venture Capital Company has been incorporated, and a Steering Committee set up to drive the process.
- Capitalisation of empowerment institutions such as Women Development Fund, Community Development Fund, Zimbabwe Women's Microfinance Bank, Empower Bank and Small and Medium Enterprises Development Corporation (SMEDCO).



Infrastructure



Power Generation

- Hwange Unit 7&8 (600MW)-53% complete.
- Rehabilitation and repowering of other thermal power stations ongoing
- Zambezi Gas and Coal -750 MW.
- Zimbabwe Zhongxin Electrical Energy -430 MW
- REA through various micro Solar projects – about 441 MW and bio digesters.
- Grid extension by REA
- Upgrading of the transmission and distribution infrastructure is ongoing.



Water

- Construction of Causeway, Gwayi-Shangani and Marovanyati, Chivhu, Semwa, Bindura and Tuli-Manyange dams
- Other urban water projects in Victoria Falls Municipality Water and Sanitation Project and the Chiredzi Town Council Water and Waste-Water Augmentation.
- Several Boreholes rehabilitated and drilled.



Regional Economic Development

- Launched Devolution and Decentralization Policy
- Allocation of Z\$ 703 million 2019 and Z\$2.9 billion for 2020.
- Implementation of various projects in roads, education, water and sanitation, health ongoing in all provinces.
- Spatial development in Victoria Falls.
- Agriculture-related spatial development in:
 - Bulawayo Kraal (Binga); and
 - Kanyemba (Mash Central).
- Tokwe Mukosi Dam area,
- Batoka city
- Housing re-development in Mbare (Harare), Sakubva (Mutare), Makokoba (Bulawayo)



Infrastructure



Road Works

- Beitbridge-Harare-Chirundu Dualisation under construction.
- Karoi-Binga Road under construction.
- Makuti-Chirundu stretch under construction.
- Mutare-Harare-Gweru-Bulawayo Dualisation underway
- Rehabilitation of urban roads funded by ZINARA underway.
- DDF rehabilitating rural roads in all districts.
- Chiredzi-Tanganda road completed.
- Makuti-Chirundu stretch under construction.



ICT/Digital Economy

- Launched virtual network for cabinet meetings
- Launched national switch for electronic banking transactions
- Launched e-learning platform for universities and schools
- Developed framework for e-procurement platform for Government
- Rolling out of ICT kiosks across provinces.
- Post-Cabinet press briefings to update the public on agreed positions
- COVID-19 communication rolled out to provincial and community level
- Social media-based communication by government
- Various Ministries and Government Departments are now active in social media platforms like twitter and websites are active.



Construction

- Construction of New Parliament Building.
- Expansion and modernization of Beitbridge Border Post.



Aviation

- Expansion of RGM International Airport.



Social Services



Health Services

- Building of new health centres.
- Upgrading and renovation of hospitals and other health centres.
- Acquisition and installation of new hospital equipment.
- Recruitment of additional health workers.
- Special allowances for health COVID19 frontline workers.
- Restructuring of the Ministry of Health and Child Care underway.



Education

- Implementation of competence-based school curriculum.
- Education Amendment Act
- Introduction of Education 5.0.
- Student Accommodation being built at universities.
- Establishment of Innovation Hubs at Universities.
- Construction of new schools.
- Recruitment of additional teachers.



Social Protection

- Drought Mitigation Programme being implemented.
- Basic Education Assistance Module.
- Support to disabled persons.
- Harmonised Social Cash transfers.
- Support to elderly persons.
- Support to children in difficult circumstances.
- Health assistance.
- Distribution of farming inputs through Presidential Input Scheme.
- Established Government Employee Mutual Saving Fund (GEMS) to support the civil servants borrowing needs.



Governance



Political Reforms

- Repeal and replacement of POSA.
- Repeal and replacement of AIPPA.
- Implementation of devolution ongoing.
- Alignment of laws to the Constitution almost complete.
- Constitutional Amendments ongoing.



Justice Delivery

- Separation of judges of high court from constitutional court
- Construction of magistrate's courts
- Construction of Labour Court
- Establishment of a commercial court
- E-Justice project launched
- Increased skills development in prison facilities to improve reintegration into society.



Re-engagement

- Changing of diplomatic staff in key embassies.
 - Economic diplomacy thrust.
 - Regular engagement with foreign diplomats.
 - Continuous engagements with multilateral and bilateral creditors on international debt arrears.
- Continuous payment of token payments on international debt arrears.



A closer look shows that the strategies and initiatives adopted cut across most SDGs. The outcome sets a new socio-economic context which is different to the one prevailing in 2017 when the first VNR was produced. The period prior to and up to 2017 was characterised by macroeconomic instability and severe fiscal budget constraints which undermined the implementation of development programmes including the implementation of SDGs. While the reform measures adopted under TSP addressed the macroeconomic and policy inconsistency challenges new emerged which defined the context underpinning the post 2017 period.

The country experienced different shocks in the form of drought, floods, cyclones, the COVID-19 pandemic coupled with macroeconomic risks which undermined efforts on building physical infrastructure and delivery of planned public services, with consequences for attaining Vision 2030 and meeting internationally agreed milestones such as the SDGs. In 2019, the Zimbabwean economy declined by 6.0% largely on account of a number of factors including climate change-induced Cyclone Idai which ravaged parts of the country as well as the El Nino induced drought which negatively affected agricultural production and electricity/power generation. In the affected areas Cyclone Idai caused significant loss of lives and left about 270,000 people in urgent need of humanitarian assistance, besides causing widespread property and infrastructure destruction. Cyclone Idai induced damage was estimated at about US\$1.2 billion (6% of GDP)¹³.

In the 2017 VNR one of the challenges faced in the implementation of SDGs that was identified included the limited fiscal space where the bulk of fiscal revenues were going towards funding recurrent expenditures. The country's fiscal position has been improving gradually in response to fiscal reforms started in 2018 under the TSP. Fiscal reforms were complemented by monetary reforms including the reintroduction of the local currency and these initiatives resulted in Government recording, a budget surplus during the first half of 2019. The savings realised enabled Government to meet essential unplanned expenditures to rehabilitate Cyclone Idai damaged infrastructure; supporting livelihoods of affected communities; provision of social service delivery, cost of living adjustments for civil servants and the provision of social safety nets for the vulnerable members of society. Funds allocated to rehabilitation of damaged infrastructure will further enhance prospects for the achievement of SDG 9.

The 2018/2019 drought caused food insecurity and depressed electricity generation, with negative spill-over effects to other sectors of the economy. The President declared a State of National Disaster in August 2019, regarding the El-Nino-induced drought, paving way for the launch of the Revised Zimbabwe Humanitarian Appeal on 3 August 2019 by the Government and the United Nations (UN). To ensure that the country remains on course in the fight against poverty and ending hunger in line with SDG 1 and 2, Government has continued to provide support to vulnerable households. The 2021 national budget set aside ZWL\$4 billion for supporting vulnerable households with farming inputs for maize, traditional grains, soya beans and cotton.

Further, following Government's participation in the African Risk Capacity (ARC) drought risk insurance policy, complemented by the UN World Food Programme (WFP) Replica Policy

¹³Zimbabwe 2019 Article IV Consultation—Press Release; Staff Report; and Statement by the Executive Director for Zimbabwe, IMF Country Report No. 20/82, March 2020.



for the 2019/20 agricultural season, Government received a total pay-out of US\$1 755 890 in June 2020. The pay-out assisted 77 767 vulnerable households in selected districts, through disbursement of unconditional cash transfer assistance to food insecure labour-constraint households (chronically ill, older person headed households) in the worst drought-affected wards¹⁴.

Building on the foundation laid by the implementation of the TSP the Government facilitated the development of the National Development Strategy (NDS1 2021-2025). The NDS1 has the overarching theme "Building Resilience and Sustainable Economic Recovery" which resonates with the thrust of the 2030 Agenda. The NDS1 outlines the next steps towards attaining the objectives of the country's Vision of achieving an upper middle-income society by 2030. The NDS1 guiding principles and the national prioritised outlined below reflect are in line with the aspirations of the Southern African Development Community (SADC) Regional Indicative Strategic Development Plan (RISDP); Africa Union Agenda 2063 and the Global 2030 Agenda. In this regard the country's planning processes have fostered coherence¹⁵ through the embedding the multiple development agendas into the national development framework. The NDS1 also provides a firm commitment to the 2030 Agenda principle of leaving no-one behind. The implementation of the NDS 1 will be tracked through an e-enabled Whole of Government Performance Management System, Information Management System which will be complemented by an online SDG statistical dashboard which is currently undergoing the final stages of development.

The NDS1 is premised on the following four critical guiding principles:-

- A recognition that bold and transformative measures are required to underpin the drive towards the attainment of the 2030 National Vision. Slow and incremental change will not deliver the transformation that the people of Zimbabwe deserve.
- The need to intensify efforts to generate growth through intentional mobilisation of domestic growth vectors. This entails the development and capacitation of key national institutions, which will create the enabling environment critical for transformative economic growth.
- The need to leverage Zimbabwe's competitive advantages particularly with regards to the configuration of the country's natural resource endowments, excellent ecological endowment and the human skills base.
- Recognition that for transformative and inclusive growth to bring benefits to all Zimbabweans in a fair, transparent and just manner, there is need to deepen commitments to the tenets of good corporate governance as enunciated in the Vision 2030 document.

The NDS1 guiding principles and the national priorities itemised below are consistent with the mutually reinforcing African Union 2063 and the Global 2030 Agendas which have a 70% convergence.

The following are the national priorities identified in the NDS1:-

- 1. Economic Growth and Stability;**
- 2. Food and Nutrition Security;**
- 3. Governance;**
- 4. Moving the Economy up the Value Chain & Structural Transformation;**

¹⁴2021 National Budget.

¹⁵Coherence here is considered at three levels: horizontal coherence- identifying linkages among multiple development agendas; vertical coherence- alignment between international agendas and national/subnational priorities and Internal coherence where goals, targets and indicators need to be interlinked and mutually reinforcing.



5. **Human Capital Development;**
6. **Environmental Protection, Climate Resilience and Natural Resource Management;**
7. **Housing Delivery;**
8. **Digital Economy;**
9. **Health and Well-being;**
10. **Infrastructure & Utilities;**
11. **Image Building and International Engagement and Re-engagement;**
12. **Social Protection;**
13. **Youth, Sport and Culture;**
14. **Devolution.**

Thus, table 3 below shows the relationship between National Priorities, Vision 2030 and the SDGs.

Table 3: Relationship between Vision 2030, SDGs and National Priorities

Vision 2030 Pillar	SDG	National Priority
Inclusive Growth	SDG 2,13 SDG6, 7, 9, 11 SDG 8, 9, 12	Food and Nutrition Security Infrastructure & Utilities Moving the Economy up the Value Chain & Structural Transformation
Governance	SDG 10, 16 SDG 11, 12, 13, 14, 15	Governance Environmental Protection, Climate Resilience & Natural Resource Management
Infrastructure and Utilities	SDG 9, 11	Housing Delivery
Social Development	SDG 3, 5, 6 SDG 4, 8, 17 SDG1,2, 10, 11 SDG 8, 10	Health & Well-being Human Capital Development Social Protection Devolution
Macroeconomic Stability & Financial Re-engagement	SDG 10, 17 SDG 8, 10, 17	Image Building & International Re-engagement Economic Growth & Stability
Cross-cutting	SDG 11	Youth, Sport & Culture Digital Economy

Source: Ministry of Finance and Economic Development, 2020



The NDS1 also recognises the interlinkages of the SDGs. For example, environmental protection, climate resilience and natural resources management are key enablers for the attainment of the country's Vision 2030 and the SDGs. The SDGs 11, 12, 13, 14, and 15 speak to environmental protection and target climate resilience, sustainable production and consumption, sustainable use of both terrestrial and aquatic ecosystems, reversing land degradation, and addressing bio-diversity loss. This is in line with citizens' environmental rights enshrined in Section 73 of Zimbabwe's Constitution. Therefore, considering the centrality of this sector to the attainment of a prosperous and empowered upper-middle income society, it is imperative that the environment is sustainably managed for current and future generations. Prioritization and sequencing in the implementation of NDS1 needs to focus on catalytic interventions that have the most impact.

Furthermore, 2017 VNR highlighted the need to strengthen the National Budget policy to achieve SDGs. The National budgets' themes for the years 2018 to 2021 have since been focused on SDGs. The 2018 budget theme was "Towards a new economic order" and the 2021 budget theme is "building resilience and sustainable economic recovery". The main thrusts of these budgets were on improving the economy to enhance employment creation and reduction of poverty. In 2021 Government also allocated 13% of the National Budget to the Ministry of Health and Child Care, only 2 percentage points short of the Abuja 15% target. Government adopted the Programme Based Budgeting framework, ensures that budgets are allocated to Programmes. Government ministries departments and agencies (MDAs) are expected utilise allocated budgets on prioritised programmes. This has also necessitated the need to introduce a Monitoring and Evaluation Framework within government and Monitoring and Evaluation Policy was developed in 2018. It also talks to the need for every Ministry and Department to have a Monitoring and Evaluation Unit to help monitor the programmes as well as budgets allocated towards each programme.

3.2.1 Sectorial Policies Launched Post 2017

In 2018, the country launched the National Climate Policy and the Climate Smart Agriculture Manual for Agriculture Education in Zimbabwe.

In line with SDG 13, the policy seeks to guide climate change management in the country, enhance the national adaptive capacity towards climate resilience, scale up mitigation actions, facilitate domestication of global policies and ensure compliance to the global mechanisms. Other sectorial policies that were launched post 2017 include the: Zimbabwe School Health Policy (2018); Renewable Energy Policy (2019); National Youth Policy (2020); National Human Settlements Policy (2019); National Cultural and Creative Industries Strategy (2020); Agriculture and Food Systems and Transformation Strategy (2020); National Industrialisation and Development Policy (2019); Long-term Low Greenhouse Gas Emission Development Strategy (LEDS, 2020-2050) and Biofuels Policy (2020).

3.3. Integration of the Three Dimensions

The 2030 Agenda commits the global community to achieving sustainable development in its three dimensions: economic, social and environmental, in a balanced and integrated manner.



Public policy framing should address potential policy conflicts and trade-offs between the economic, social and environmental dimensions of development. Where public policy either implicitly or explicitly prioritizes investments in economic activity without regard for the impact on the stocks of natural, human or social capital, negative externalities result, such as pollution, emissions, waste and social clashes. Government's macroeconomic policy and development frameworks have to a large extent fostered policy consistency and coherence. Specific examples of possible policy conflicts and trade-offs will be discussed in subsequent sections. The following is an example of potential conflict in the implementation of SDG targets that needs to be harmonised.

SDG 8.1 seeks to sustain per capita economic growth in accordance with national circumstances, while SDG 8.3 seeks to promote development-oriented policies that support productive activities, decent jobs etc. Tobacco production is a major export and foreign currency earner; agricultural GDP and employment as well as the country's socio-economic development. An extract from the NDS 1 Food Security and Nutrition Sector development result in table 4 shows that the production targets for tobacco in metric tonnes (Mt) are increasing from 154926 Mt in 2020 (baseline) to 300000 Mt in 2025.

Table 4: Tobacco Production Target

Year	2020	2021	2022	2023	2024	2025
Tobacco Produced (Mt)	154 926	175 000	200 000	250 000	300 000	300 000

Source: National Development Strategy 1, 2020.

However, SDG 3.3 seeks to end epidemics like Tuberculosis by 2030. Tobacco farming also causes environmental degradation caused as a result of tree cutting, which may undermine achievement of SDG 2.3 with regards to maintaining sustainable ecosystems and adapting to climate change. Tobacco smoking has been suspected to be a risk factor for tuberculosis (TB) for more than a century, but only recently has consistent epidemiological evidence between tobacco and TB have been established. Smokers are more likely to be infected with TB, progress to active disease and die from TB. In Zimbabwe, comparatively high rates of TB, tobacco use, and alcohol use coincide: Zimbabwe is a high burden TB (34,000 cases) country, 31.2% of adult males in Zimbabwe smoke daily – a proportion greater than the average for low human development index countries.¹⁶ Smoking approximately doubles the risk of TB disease and TB mortality¹⁷. The World Health Organisation (WHO) has noted that Zimbabwe has made little progress in strengthening the implementation of the WHO Framework Convention on Tobacco Control (FCTC). WHO further notes that delay by government to implement the FCTC is due to conflicting economic benefits of tobacco to the economy.

¹⁶<http://www.brti.co.zw/tb-alcohol-smoking/>

¹⁷<https://academic.oup.com/aje/article/187/9/1846/4964691>



WHO also highlighted that Zimbabwe is one of the three High TB burden countries that are on course to reach, the 2020 End TB Strategy milestone for reduction in incidence. This is in addition to seven other countries that have already reached it. WHO further noted that Zimbabwe is one of the 18 high burden countries among a total of 48 high TB, TB/HIV and MDR/RR-TB burden countries that have managed to use WHO-recommended rapid molecular diagnostic tests (MDT). It has used the MDT as the initial test for more than half of their notified TB cases with an achievement of 95%. Commenting on the impact of interventions adopted, WHO observed that there is a reduction of TB incidence and TB mortality but not enough to reach the SDG milestones.

According to WHO percentage of affected families facing catastrophic costs due to tuberculosis is 80%. Thus, to achieve SDG 3.3 through reduction in tobacco use may require support for the country to explore other cropping/livelihood options to address potential revenue loss for Zimbabwe's through the full implementation of FCTC for the country is a signatory. This may require strengthened capacities, high-level political commitment and an inclusive and integrated vision of a sustainable future.



3.4. Leaving No One Behind (LNOB)

Development will only be sustainable if it is inclusive. The principles of sustainability, equity and inclusion have been embedded in the country's development frameworks. It is therefore imperative that development agenda envisaged in these development frameworks produces a socially, economically and environmentally sustainable future leaving no one behind. This section highlights a few concrete actions that have been taken to mainstream the principle of Leaving No-One Behind(LNOB) in the implementation of SDGs and its meaning within the Zimbabwean context. Areas that require microscopic attention as the development frameworks are implemented to ensure no one is left behind include: initiatives designed tackle inequalities and discrimination, efforts to ensure inclusive and effective participation in economic development initiatives and empowerment programmes for all disadvantaged and marginalised stakeholder groups including rural communities, women, orphans and vulnerable children (OVC), the socio-economically disadvantaged, different language, persons with disabilities, refugees, migrant populations, older persons, and youth among others.

Government recognizes that development will only be sustainable if it is inclusive and thus embedded the principle of leaving no one behind within its national and sectorial policy frameworks. Government has committed in the NDS1 that it will move with the SDGs theme of "leaving no-one and no place behind" and envisages partnerships with the Private Sector and Development Partners to achieve this objective. The all-inclusive coordination and implementation architecture being adopted by Government in the implementation of NDS1 as well as the implementation of the Devolution and Decentralisation agenda provides scope to ensure that no one is left behind. In pursuit of the inclusive agenda, the Ministry of Primary and Secondary Education, developed the Practical Inclusive Education Handbook for Primary and Secondary Schools in Zimbabwe, and embarked on the consultative development of the Inclusive Education Policy in alignment with the Education Amendment Act of 2020.

The Principle of Leaving No One Behind, requires equipping stakeholders with the requisite information, capacitating communities to effectively contribute to make informed decisions and address challenges related with information asymmetry. The translation of NDS1 into 14 official local languages and the implementation of the comprehensive communication strategy being developed by Government will ensure stakeholders are kept abreast with development opportunities in their communities. Government also notes that gender equality and women empowerment remain unfinished business under the TSP and hence the NDS1 prioritises gender issues¹⁸ in line with the theme of 'leaving no-one and no place behind'.

Government is also committed to ensuring inclusive and equitable quality education for all and promote lifelong learning opportunities for all. This is reflected in the high priority given to the education sector and the commitment to leave no child behind. The Parliament of Zimbabwe approved the Education Amendment Bill in August 2019, which was subsequently signed into law by the President of the Republic of Zimbabwe on 6 March 2020. The new Act now introduced far reaching changes and provisions aligned to the new Constitution, and to the provisions of the Convention on the Rights of the Child (UNCRC). Some of the key changes introduced are

¹⁸More details provided under the section assessing progress on SDG 5.



provision of free basic education for all children, from ECD to primary and secondary level. The Act also promotes menstrual health for all school girls from Grade 5 to form 6. It provides for free sanitary wear for all schoolgirls, beginning with those attending rural schools and supports the completion of schooling by teenage girls who would have fallen pregnant. These measures also foster the empowerment of the girl child. The new provisions, if properly implemented, will accelerate progress towards meeting the targets for SDG 4.1 and 4.2.

To support the implementation of the provision of the Education Amendment Act, the 2020 National Budget, made a provision of ZWL\$ 200 million ZWL in 2020 and 500 million ZWL in 2021. In addition, Government introduced the Home-Grown School Feeding Programme, in fulfilment of the 2016 AU decision that this approach be implemented in all Member states. Since 2016, the Fiscal expenditure has been increased on annual basis on the provision of at least one hot, balanced meal for every primary school learner. For 2020 and 2021, the GoZ has availed ZWL 1 billion plus towards this programme which aims to improve educational, nutrition, health outcomes among children and upgrade the livelihood and socio-economic gains for small-scale agricultural producers and the related value chain. Work is underway to ensure the desired inter-sectoral linkages for the sustainable and multi-dimensional benefits of this AU decision to be realised in Zimbabwe. The development of an Inclusive Education Policy for each of the two education Ministries is nearing completion, buttressed by the 2021 finalisation of the Disability Policy.

The 2016-2020 National Health Strategy for Zimbabwe sought to achieve 'Equity and Quality in Health: Leaving no one behind'. In March 2018, Government removed maternal user-fees for pregnant women. The free user fee policy also applies to children under 5 years and adults aged 65 years and above. Diagnosis and treatment of TB in Zimbabwe is also free. The Zimbabwe School Health Policy was officially launched in June 2018 with the aim of extending universal health coverage to all children and adolescents of school-going age and has been very instrumental in the fight against the COVID-19 pandemic.

Surveys undertaken by the Zimbabwe National Statistics Agency (ZIMSTAT) provides statistics that help to identify people who are the furthest behind and vulnerable groups. Annual nutrition surveys in rural and urban areas undertaken by the Zimbabwe Vulnerability Assessment Committee (ZIMVAC) for the periods 2018, 2019 and 2020 have provided useful information on: food and nutrition security/insecurity; stunting in children; consumption patterns; resilience to food and nutrition changes among other indicators of vulnerabilities in these communities. Populations which are most at risk of being left behind, include: children and youth; rural women and girls; migrants; refugees; persons with disabilities; the older persons; people suffering from the impacts of natural disasters (i.e. Cyclone Idai) and health emergencies; widows and widowers; orphan; children living and working on the streets; minority populations like the San, Tonga and Doma people; the mentally ill, prison inmates, ex-convicts and people working in informal sectors. A multi-stakeholder approach is required to mobilise funding for dedicated initiatives and programmes to ensure that these population groups are not left behind. To monitor progress, collection of disaggregated data by ZIMSTAT from surveys and administrative



sources is critical to inform planning and implementation of tailor-made programmes for these population groups. The upcoming 2021 National census is expected to update statistics on some of these population groups. This needs to be complimented by more systematic multisector approaches to track those who are more at risk of being left behind.

A number of youth-led initiatives are also mobilising young people across the country through raising awareness and setting up partnerships for effective engagement and action. In September 2019, a Zimbabwe National Youth SDGs Summit was organised through the joint coordination of the 2030 Youth Alliance, the African Youth SDGs Summit Secretariat and the Zion Christian Church Youth International (ZCCYI). The Summit which ran under the theme, 'Youth as Drivers of Sustainable Development' sought to mobilize the active participation and effective coordination of youths in Zimbabwe at all levels to meaningfully participate in the implementation of the 2030 Agenda. Active participation of the Youth in the implementation of SDGs is key to ensuring that this key population group is not left behind and in this regard, application of human rights-based approaches to data collection and use will be critical

Social protection has also been a key part of the country's development policy framework to ensure that no one is left behind. The country's core social protection programmes include: the Basic Education Assistance Module (BEAM) which, from 2021 has been enhanced to cover school uniforms and stationery for the most disadvantaged learners; children in difficult circumstances; the Strategic Grain Reserve; the Health Assistance; Support to the elderly; the Food Deficit Mitigation Programme; Harmonised Social Cash Transfer (HSCT) programme; support to persons with disabilities as part of the programmes and the Case Management system which seeks to ensure that children are protected from all forms of abuse and the Food for work programme. The Harmonised Social Cash Transfer which provides social assistance to vulnerable households is also being scaled up from the current 23 districts to 33 districts in an effort to cushion vulnerable communities. Districts not yet targeted for Harmonised Social Cash Transfer will continue to be assisted under the traditionally means tested Public Assistance programme. The Food Deficit Mitigation Programme is targeted at food insecure households. These households are identified through Zimbabwe Vulnerability Assessment Committee (ZIMVAC) and Crop and Livestock Assessment Reports. Table 5 provides a breakdown of budgetary provisions for some of the social protection programmes which target those at risk of being left behind which form part of the vulnerable groups for the period 2019 to 2021.

The private sector has also adopted measures to ensure that women and youth owned businesses are equipped with basic skills on scaling their businesses beyond the SME status. This is being done through the Zimbabwe National Chamber of Commerce (ZNCC) Training Centre. The Chamber also has got a Women's desk and Youthpreneurship desk to cater for their needs in an effort to ensure that they are not left behind.

**Table 5: Breakdown of Amounts Provided for Social Protection Programmes**

Programme	2019	2020	2021
CDC	6,100,000	13,000,000	50,000,000
BEAM	140,000,000	450,000,000	2,000,000,000
Food Deficit Mitigation/Drought	564,000,000	1,020,000,000	1,700,000,000
Harmonised Social Cash Transfer (HSCT)	114,000,000	500,000,000	900,000,000
Health Assistance	15,000,000	40,000,000	70,000,000
Support to the elderly	6,100,000	7,000,000	50,000,000
Support to persons with Disabilities	3,200,000	10,000,000	140,000,000
Social Protection MIS	3,000,000	10,000,000	25,000,000
Sustainable Livelihoods	17,100,000	50,000,000	95,126,000
National COVID 19 response	-		445,000,000
Support to Government child care institution	2,516,900	6,310,000	86,033,000
Support to rehabilitation institutions	871,500	2,903,000	42,812,000

Source: Ministry of Public Service and Social Welfare

While the allocated amounts reflected government's commitments to social protection, some of the allocated amounts, have not been fully paid for many years even though the situation is improving due to fiscal constraints. For example, three in five BEAM claims were outstanding in 2019¹⁹ and which in turn undermine school incomes.

The rolling out of the implementation of devolution and decentralisation policy is expected to increase focus on the implementation of SDGs at the sub-national levels , in the quest to ensure that no one is left behind.

¹⁹<http://mopse.co.zw/sites/default/files/public/downloads/Zimbabwe%20FINAL%20Education%20Sector%20Analysis%20Nov%202020%20FINAL.pdf>- table 4.8, p.80.



3.4.1. Disability Mainstreaming

All the targets of the 2030 Agenda are universal (meaning they include everybody without an exception), but persons with disabilities have also been specifically mentioned in SDG number 4, 8, 10, 11 and 17. The provisions of disability in the Constitution of Zimbabwe Amendment (No. 20) Act, 2013, demonstrate government's commitment towards fulfilling, promoting, protecting, and respecting the rights of persons with disabilities. In September, 2013 Zimbabwe ratified the United Nations Convention on the Rights of Persons with Disabilities (UNCRPD).

In addition, and of marked significance to the disability discourse in Zimbabwe, is the provision for the appointment of two elected Senators under Section 120 (1d) of the Constitution, nominated by persons with disabilities themselves to champion their rights. Furthermore, the rights of persons with disabilities are enunciated as national objectives in section 22 of the Constitution. The Declaration of Rights also expounds 'justiciable' rights of persons with disabilities in section 83, thereby giving persons with disabilities the power to seek redress when their rights are violated as stipulated in section 85 of the Constitution.

On 9 February 2021, Cabinet adopted a National Disability Policy for Zimbabwe, which is aligned to the provisions of both the Constitution of Zimbabwe and the UNCRPD. The policy is also informed by the SDGs –Agenda 2030. The NDP takes a twin-track approach which focuses on 1) mainstreaming of disability in all laws, policies, guidelines, programs and interventions [designed or adapted] to ensure that they are inclusive of and accessible to persons with disabilities and 2) the attainment of laws, policies, programs and interventions [designed or adapted] that directly address the rights and concerns of persons with disabilities.

In addition, the NDP seeks to ensure that all planning, designing, budgeting, implementing, monitoring and evaluation of laws, policies, programs, guidelines and interventions, across all sectors are inclusive of and accessible to persons with disabilities. Furthermore, the NDP is also a key national guiding framework with regards to raising awareness and facilitating transformation within the State and all institutions and agencies of government, all sectors at every level, and society regarding disability issues. The NDP also seeks to guide and support the self-representation of persons with disabilities, including that of women, youths and children with disabilities.

However, whilst the NDP is primarily outlining the goals that the government hopes to achieve with regards to disability inclusion and the methods and principles that it will use to achieve such goals, the policy also goes a step further to inform the ongoing process of repealing the outdated Disabled Persons Act (17:01), thereby strengthening the institutional and legal frameworks that seek to achieve the aims that are outlined in the NDP. There is therefore a Persons with Disabilities Bill that is currently being considered by the Cabinet Committee on Legislation (CCL). The Bill represents a process of alignment of national disability law with the provisions of the Constitution of Zimbabwe as well as the process of domesticating the United Nations Convention on the Rights of Persons with Disabilities (UNCRPD).



The UN estimates that 15% of the world population, comprises of persons with disabilities. Based on this measure, it is estimated that 15% of the population of Zimbabwe (about 15 million) or approximately 2 250 000 people are persons living with disability. The Ministry of Public Service, Labour and Social Welfare (MPSLSW), whose Permanent Secretary chairs the Technical Committee of the implementation and coordination of the 2030 Agenda, is also occupying space in the Inter-Ministerial Committee of the Population and Housing Census (2021). The MPSLSW is working closely with ZIMSTAT to ensure that among other things, the 2021 National Population Census generates appropriate disability statistics. In 2019, Zimbabwe renewed its commitments to the International Conference on Population and Development (ICPD) and committed to intensify efforts for the full, effective and accelerated implementation and funding of the ICPD Programme of Action.

3.5. Institutional Mechanisms

As reported in the 2017 VNR Zimbabwe has established a clear policy and institutional framework to guide and underpin the implementation and coordination of the 2030 Agenda. The institutional mechanism remains to a large extent the same as it was in 2017 except the replacement of the Ministry of Macroeconomic Planning and Investment Promotion by the Ministry of Public Service Labour and Social Welfare²⁰ as the coordinating Ministry with assistance from the Ministry of Lands, Agriculture, Fisheries, Water and Rural Resettlements and Ministry of Health and Child Care. The country is pursuing the 'whole of government' and the 'whole of society' approaches to facilitate an integrated approach and ensure that no one is left behind. The Institutional structure is as follows:

- **A Steering Committee**, chaired by the Chief Secretary to the President and Cabinet and represented by all line ministry Permanent Secretaries and the heads of the UN agencies, to provide overall guidance and strategic leadership to the process.
- **A Technical Committee**, chaired by the Permanent Secretary in the Ministry of Public Service, Labour and Social Welfare and representatives of SDG focal persons from line ministries and representatives from UN agencies, development partners, the private sector, civil society and the Office of the President and Cabinet, to spearhead the coordination, technical processes as well as providing technical back-stopping.
- **Thematic clusters**. For mainstreaming and localising the SDGs, three Clusters were put in place. All line Ministries, CSOs, private sector, independent commissions²² and other stakeholders that are implementing programmes and projects aimed at attaining specific SDGs belong to the Cluster under which the SDGs fall under. The Clusters meet quarterly and submit quarterly progress reports to the Technical Committee.
- A monitoring and evaluation policy including prioritised SDGs targets and indicators.
- **Coordination mechanism** led by the Ministry of Public Service Labour and Social Welfare²² under the guidance and supervision of OPC, for SDG implementation.

Government has grouped goals and formed the following three Clusters to facilitate co-ordination in the implementation of SDGs:

²¹The of Ministry of Macroeconomic Planning and Investment Promotion no longer exists following the reconfiguration and alignment of mandates of government Ministries post 2017.

²²Independent commissions are also expected to provide their inputs on SDG implementation in line with their mandates.

²³In 2017 the coordination was done by the Ministry of Macroeconomic Planning and Investment Promotion which no longer exist following the reconfiguration and alignment of mandates of government Ministries post 2017.



Cluster 1: Chaired by Ministry of Public Service, Labour and Social Welfare

- 8. Promote sustained, inclusive and sustainable growth, full and productive employment and decent work for all.
- 4. Ensure inclusive and equitable quality education and promote life-long learning opportunities for all.
- 5. Achieve gender equality and empower all women and girls.
- 17. Strengthen the means of implementation and revitalize the global partnership for sustainable development.
- 16. Promote peaceful and inclusive societies for sustainable development, provide access to justice for and build effective, accountable and inclusive institutions at all levels.
- 1. End poverty in all its forms everywhere.

Cluster 2: Chaired by Ministry of Health and Child Care

- 6. Ensure availability and sustainable management of water and sanitation for all.
- 3. Ensure health lives and promote well-being for all at all ages.
- 10. Reduce inequality within and among countries.
- 11. Make cities and human settlements inclusive, safe, resilient and sustainable
- 12. Ensure sustainable consumption and production patterns

Cluster 3: Chaired by Ministry of Lands, Agriculture, Water, Fisheries and Rural Resettlement

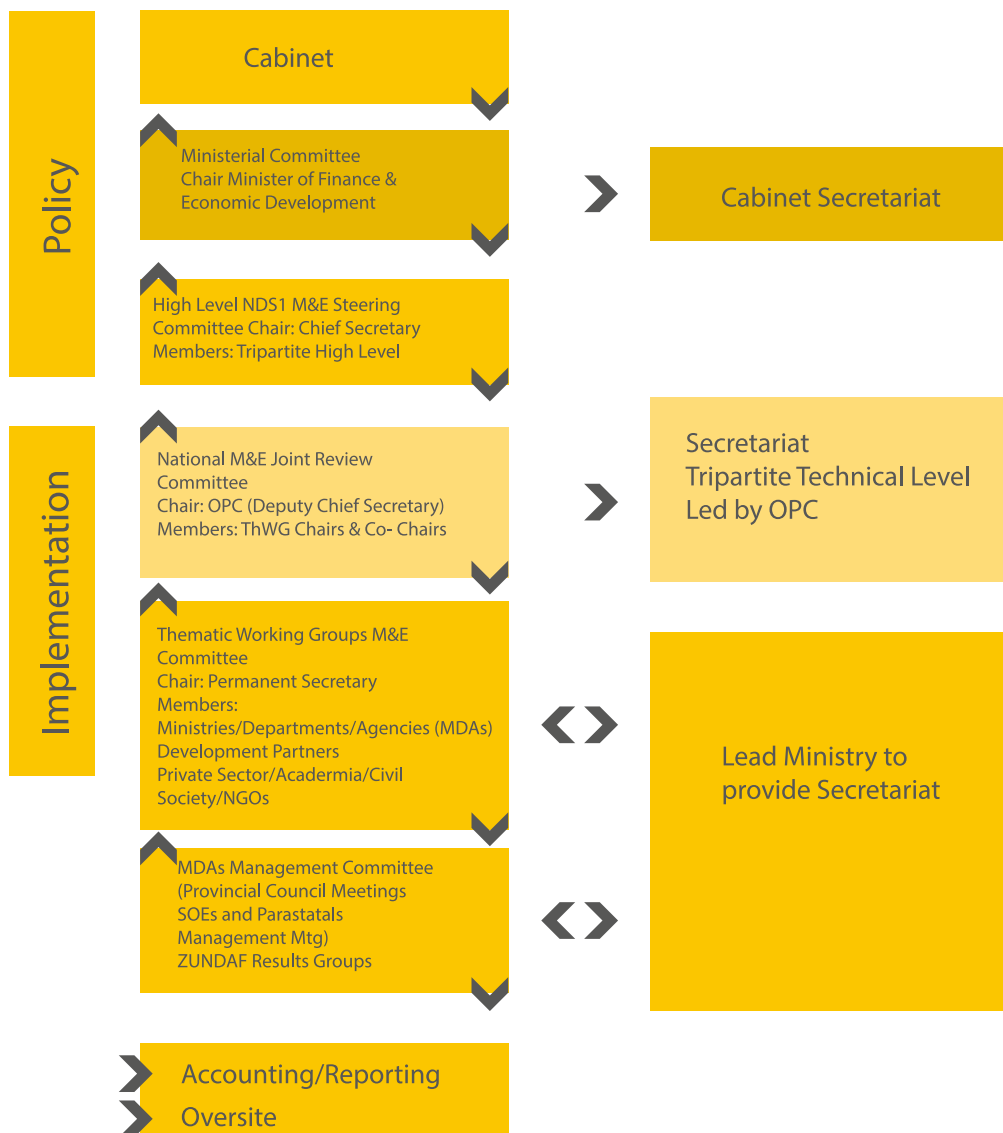
- 7. Ensure access to affordable, reliable, sustainable, and modern energy for all.
- 2. End hunger, achieve food security and improved nutrition, and promote sustainable agriculture.
- 9. Build resilient infrastructure, promote inclusive and sustainable industrialization and foster innovation.
- 15. Protect, restore and promote sustainable use of terrestrial ecosystems, sustainably manage forests, combat desertification, and halt and reverse land degradation and halt biodiversity loss.
- 14. Conserve and sustainably use the oceans, seas, and marine resources for sustainable development.
- 13. Take urgent action to combat climate change and its impacts.



The High level NDS1 National Steering Committee will therefore; provide periodic reports on RBM&E to the Ministerial Committee. This will be supported by the e-enabled WoGPMS which will produce periodic and on-demand performance data for informed decision making. A National and Evaluation Policy (NMEP) that was developed by Government in 2020. The monitoring and evaluation policy framework is anchored on the principles of IRBM, where developmental results, outlined the National Development Results Frameworks (NDRFs) and Sectoral Development Results Frameworks (SDRFs) will be monitored throughout the NDS1 implementation period. The M&E Department in the OPC will be key in the overall oversight of the implementation on NDS1 across Government.

The framework will also ensure that international and regional initiatives such as SDGs, Africa Agenda 2063, and the SADC Regional Indicative Strategic Development Plan (RISDP) are mainstreamed. Figure 3 below shows NDSI Implementation, Monitoring and Evaluation Architecture.

Figure 3: NDSI Implementation, Monitoring and Evaluation Architecture



Source: Office of the President and Cabinet, 2020



Cabinet

Cabinet is the highest executive authority to demand the consistent provision of efficient, effective and quality public services from Government structures benefiting the citizenry at all times on a sustainable basis. In this regard, all M&E reports generated by High Level NDS1 National Steering Committee will be submitted to Cabinet for consideration and approval. Terms of reference (ToRs) of various Committees in NDS1 that have a bearing in the implementation of SDGs are shown below.

ToRs for the National Steering Committee

1. Provide strategic policy direction during NDS1 implementation.
2. Mobilise resources for the NDS1 during implementation.
3. Convene regular meetings to assess the progress in the implementation of NDS1.
4. Monitor and evaluate the implementation of the NDS1.

ToRs for the National Joint Review Committee

1. Coordinate the work of the NDS1 Thematic Working Groups.
2. Engage all key Stakeholders to ensure that the NDS1 is inclusive during implementation.
3. Ensure the NDS1 is consistent with strategic policy direction as outlined by the National Steering Committee.
4. Make periodic progress reports to the National Steering Committee.
5. Undertake any work as directed by the NDS1 National Steering Committee.

ToRs for the Secretariat Tripartite Technical level

1. Assist in the organisation of the key stakeholder during implementation of NDS1.
2. Work closely with Thematic Working Group Chairs during implementation of NDS1.
3. Undertake any other work as directed by the National Steering and Joint Review Committees.

Progress made in strengthening the implementation framework and key successes achieved.

The country is in the process of setting up a dedicated SDGs Secretariat that will be led by a Deputy Director in the office of the Permanent Secretary for Public Service, Labour and Social Welfare. The Secretariat will be mandated to manage and coordinate the implementation of SDGs. On day-to-day basis the Secretariat will be seized with the following tasks:

- Compilation of Reports on Sustainable Development Goals for local and international fora such as the Voluntary National Review (VNR), Voluntary Local Review, Sustainable Development Progress Reports.
- Compilation of SDG accountability reports to the Office of the President and Cabinet, the Parliament, Chiefs Council.
- Convening technical committee meetings with stakeholders.
- Convening consultative and awareness raising workshops for stakeholders.
- Engaging the Development Partners on areas of cooperation towards the achievement of Agenda 2030.
- SDGs information dissemination events at grassroots level.



Parliament of Zimbabwe (PoZ) is playing a critical role in monitoring the implementation of the set targets of the 17 SDGs through its law making, representation and oversight functions. As an institution it reflects the political will of the people and provides the democratic space for political differences to be resolved and it strongly adhere to the principle of inclusivity which is a central theme in the SDGs. In July 2009, the PoZ renamed the Thematic Committee on Millennium Development Goals (MDGs) to become the Thematic Committee on SDGs and expanded it in 2016 to focus on the implementation of the 2030 Agenda²³.

The main function of the Expanded SDGs Committee is to examine and ensure implementation of Government Policies which fall under or relate to the SDGs. The years 2016 to 2019 were a period of relative inactivity by the Expanded SDG Committee as it convened on an irregular basis and adopted a general approach to furthering the Sustainable Development Agenda in the context of Parliament. In a bid to effectively operationalise the Expanded Committee on SDGs, Parliament organised an inaugural capacity building workshop for Members of Parliament in October 2020. Resolutions from the workshop include among others that:

- Administration of Parliament should organise a workshop for the Expanded Committee on SDGs and the Ministers of Public Service, Labour and Social Welfare, Health and Child Care, Lands, Agriculture, Water and Rural Resettlement, and Finance and Economic Development to comprehensively dissect the 17 SDGs by the beginning of the Third Session of the Ninth Parliament. This will pave way for the Portfolio/Thematic Committees to monitor progress in the implementation of SDGs in a more systematic and focused approach;
- Portfolio Committee on Budget, Finance and Economic Development to ensure the allocation of adequate resources to ZIMSTAT which should be innovative in its data collection strategies by exploring the use of other non-traditional sources of data such as administrative structures, traditional leaders, CSOs, and the tele-communications sector.
- Parliament should finalise the SDGs implementation tracking tool by 31 December 2020.
- Joint Committees should conduct awareness campaigns on SDGs to ensure no one is left behind, including people living in rural areas, people with disabilities and other vulnerable groups by end of June 2021 so as to ensure ownership of SDGs at all levels of society.

Expanded Committee on SDGs should:

- be actively involved in reviewing SDGs Periodic Reports to the UN;
- foster deeper engagement of Parliament in overseeing the implementation of national policy frameworks/strategies/plans and budgets to ensure SDGs are mainstreamed in the implementation processes;
- engage the Technical Committee led by the Ministry of Public Service, Labour and Social Welfare facilitate review of the National Implementation Framework for SDGs to amplify the role of Parliament, Judiciary, Traditional Leaders, amongst other key players.

²³The Committee is currently made up of all Chairpersons of Select Committees and is headed by the Chairperson of the Portfolio Committee on Public Service, Labour and Social Welfare who is deputised by the Chairperson of the Thematic Committee on Sustainable Development Goals.



However, implementation of the capacity building workshop and the work plan were derailed by effects of the COVID 19 pandemic which adversely affected Committee business. To date, the Expanded SDG Committee called for review oral evidence sessions with:

- Ministries of Finance and Economic Development and Public Service, Labour and Social Welfare officials on the progress made towards achievement of SDGs targets;
- Ministry of Local Government, Public Works and national Housing on the current situation in terms of access to clean water in rural and urban areas in line with SDG 6.
- Ministry of Environment Tourism and Hospitality Industries officials on the progress made towards achievement of SDGs 15;

Following the review of oral evidence sessions, the SDG committee conducts verification visits to have a reality check on the progress made and produce reports with recommendations which are submitted to rest of the House for further deliberations. Notable verification visits done include: an assessment of Marovanyati Dam construction project in light of SDG 6 of clean water and Sanitation and Inspection of Registry Offices in line with SDG 9 and Assessment of Veld Fire preventive measures which are employed by Ministry of Environment Tourism and Hospitality Industries in line with SDG 15. The reports of the first two visits have been tabled in Parliament. The SDG Committee has also conducted inquiries on the implementation of SDGs 2 and 3 and presented reports in Parliament.

Civil Society Organisations have been active and visible in tracking the implementation of SDGs by creating platforms to enhance mutual accountability and collective responsibility. A case in point is the Zimbabwe CSOs Reference Group that was established in 2017 to create space for dialogue on the SDGs among CSOs. The CSO reference group adopted the People's Scorecard tool to produce the 2021 VNR CSO Spotlight Report which formed the basis of their contribution to the 2021 VNR. Similarly, the National Association of Non-Governmental Organisations (NANGO) has been actively engaged with the tracking and evaluation of SDG implementation.

The private sector which is recognized as a key partner in the attainment of SDGs, is contributing to the SDGs in a number of ways including through sustainability practices and reporting, local economic development initiatives and community investment. In line with SDG 7.3 which seeks to double the global rate of improvement in energy efficiency by 2030, the Confederation of Zimbabwean Industries (CZI) has coordinated an energy efficiency award which is meant to promote more efficient use of energy. CZI also has Clean and Green Initiative which is meant to promote sustainable and environmentally friendly practices at enterprises and this includes the use of clean energy. The CZI energy and infrastructure standing committee is engaged in issues to do with the advancement of renewable energy among other focus areas. The Business Council for Sustainable Development is also very active in the area of Sustainability.

A number of businesses across all economic sectors are proactively investing in renewable, which consistent with SDG 7.2. which seeks to increase substantially the share of renewable



energy in the global energy mix. To help mobilise resources for clean energy and social development projects, the Zimbabwe Stock Exchange (ZSE) has started the process of developing the guiding principles for the issuance of Green and Social Bonds in Zimbabwe. To date, the ZSE has drafted a Green and Social Bonds Framework which is meant to act as a guide on the operational regulatory environment on Green and Social Bonds in Zimbabwe and the procedures for listing and trading of Green and Social Bonds. Through its ease of doing business reforms, the Government aims to leverage greater private sector participation in the achievement of SDGs.

While the private sector is part of the Technical Committee, participation has been very limited mostly to attending some high-level meetings and nothing much at the implementation levels. Multinationals companies in particular have integrated SDGs into their sustainability models and programmed appropriately for each country. In this regard there is need to go through the whole private sector development continuum, and integrate SDG implementation into industrial and other sector development strategies as well as the collective private sector driven agenda. To achieve this there is need to capacitate the Business Member Organisations, who currently do not have any medium term to long term agenda which fosters integration of SDGs at enterprise level.

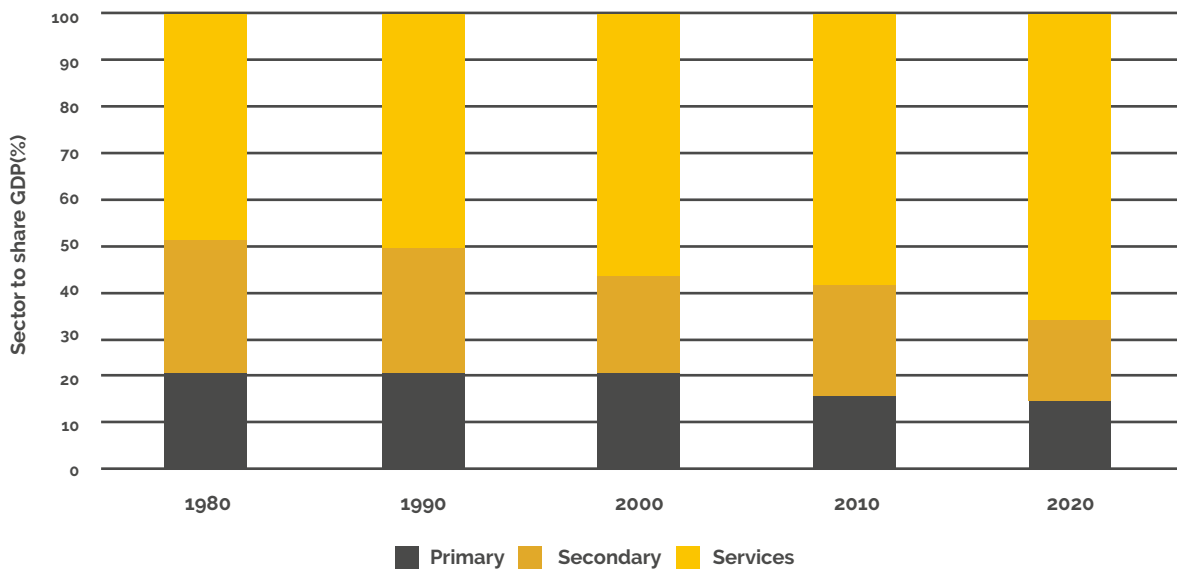
The broad participation of line ministries through SDG focal persons demonstrates the existence of horizontal coordination, however structures to incorporate local authorities and metropolitan councils within the context of devolved mandate requires further, strengthening of the multilevel governance structures to improve vertical coherence. Local Authorities have been engaged and they have shown keen interest in SDGs implementation. By February 2020, two local authorities (Harare and Victoria Falls) participated in Voluntary Local Reviews that were presented at the Sixth Session of the Africa Regional Forum for Sustainable Development that was held in Victoria Falls. Plans are underway to strengthen Voluntary Local Reviews and rolling out the initiative to all local authorities. Currently, work on incorporating SDGs indicators into Service Level Benchmarking Exercise at local authorities is underway.

3.6. Structural Issues

The 2017 VNR highlighted that the Zimbabwean economy had undergone far reaching structural changes owing to deindustrialisation and the rise in informal economic activities. Figure 4 shows the profile of structural transformation of the Zimbabwean economy from 1980 to 2020.



Figure 4: Structural Transformation of the Economy: 1980-2020



Source: Ministry of Finance and Economic Development, 2020

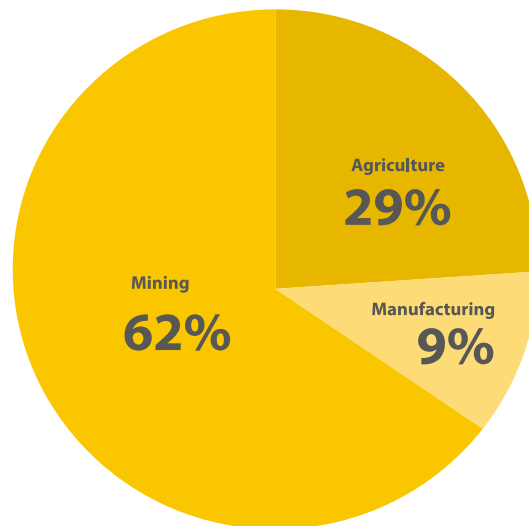
Zimbabwe's economic structure is mainly dominated by wholesale and retail trade; and repair of motor vehicles and motorcycles (18.7%); followed by manufacturing (11.7%); education (11.3%) as well as agriculture, hunting, fishing and forestry (9.2%). These four sectors had a combined GDP share of 50.9% in 2018. Despite its smaller share of GDP (9.2%), the agriculture, forestry and fishing sector had the largest proportion of employed persons at 37% with a majority of employees in specialised fields²⁴. The manufacturing sector accounted for 7.8% of employment whilst mining accounted for 7.6% and its respective share of GDP was 6.2% in 2018.

Similar to GDP structural shift, there has been significant changes in the composition of export earnings. By September, 2020, primary commodities, mainly minerals, constituted a significant share of exports as shown in Figure 5 below. The increased reliance on primary commodities exposes the economy to the volatilities of the international commodity prices for primary products.

²⁴Zimbabwe National Statistics Agency, (2019). *Labour Force and Child Labour Survey Report*, Government of Zimbabwe, Harare.



Figure 5: Composition of Merchant Exports as of 2020



Source: Ministry of Finance & Economic Development, 2020

The country's Vision 2030 set the parameters for transforming the Zimbabwean economy. As shown is the summary of progress of reforms above commendable efforts were made in stabilising the economy and undertaking structural reforms to position the economy on a higher and stable economic growth projectile. It is within this context that the NDS1 Macroeconomic Framework aim to sustain a positive high economic growth of above 5%, which will be driven by agriculture, mining, electricity and manufacturing. This is also based on swift implementation of structural reforms aimed at removing bottlenecks and improving economic efficiency²⁵. The process of structural change is considered as central to stimulating inclusive and sustained growth pattern that enable more people to benefit from higher productivity levels in more advanced segments of the economy. During the NDS1 Period (2021–2025), the broad objective is to rebalance the economy through:-

- Gradually improving the contribution of the secondary sector to GDP from the current 11.7% to 15% by 2025; and
- Increasing the contribution of value-added exports to total exports from 9% in 2020 to 20% by 2025.

Furthermore, one of the national priorities identified in the NDS1 is moving the Economy up the Value Chain and Structural Transformation. This national priority is aligned to Inclusive growth pillar of the National Vision 2030 and achievement of SDG 8, 9, 10, 12. GDP growth volatility was a consequence of perennial challenges related to macroeconomic instability and structural rigidities characterised by weak institutions, corruption, rent seeking behaviour and infrastructure deficiencies in energy, transport, health, education, water and sanitation.

²⁵The need to review the impact of structural reforms to see whether there are any detrimental effects on any groups and what remedial actions need to be taken if there are groups that are losing out from these reforms is recognized. These reviews will be done as part of the monitoring and evaluation of the implementation of NDS1.



Value addition and beneficiation of agriculture and mining output is considered as a key link to structural transformation in the NDS1. In this regard priority is placed on developing and strengthening already existing value chains, decentralisation of industrialisation initiatives and provision of a consistent, stable policy environment. Key among the structural bottlenecks to be addressed are infrastructural deficits. Provision of efficient infrastructure delivery will be key in the realisation of National Priorities and overall socio-economic development. This will involve restoration of basic infrastructural services, including expansion in critical areas mainly targeting the key sectors of energy, transport, water and sanitation, housing, health, education and information and communication technology. NDS1 seeks to enhance investment in mining towards exploration, beneficiation and value addition of minerals including levelling the field to accommodate small scale miners whose activities in the past had not been facilitated with requisite tools of trade and requisite infrastructural services. Similarly, government has created incubation hubs to assist the youth setup viable and more sustainable income generating projects/enterprises.

The 2030 Agenda for Sustainable Development highlights the importance of structural transformation. SDG 8 is anchored on promoting inclusive and sustainable economic growth, full and productive employment and decent work for all and targets to achieve higher levels of economic productivity through diversification, technological upgrading and innovation, with a focus on high-value added and labour-intensive sectors. The NDS1 endeavour to transform the economy through moving up a number of value chains as well as domesticating these value chains is consistent with the achievement of the aspirations of the 2030 Agenda for sustainable development.

The impact of the recent outbreak of COVID-19 has also contributed to structural changes in economic activities, with some sectors such as health services and ICT, benefiting through increased demand and investments whilst tourism, education, manufacturing, mining and transport were negatively affected. The 2021 National budget statement highlighted the need to :

- Develop systems and mechanisms to mitigate the impact of shocks with a focus on agriculture; while continuously improving agricultural productivity and expanding rural non-farm services and dealing with the impacts of climate change; and
- Building productive capacities and fostering structural economic transformation through industrialisation that emphasises on commodity diversification, value addition and value chains.

The national unemployment rate jumped from 4.8% in 2014 to 16.4% in 2019 for people aged 15 years and above²⁶. High levels of formal unemployment reflect the economy's structural weaknesses, which invariably promote poverty, inequality and social problems. Government is also cognisant of the difficult situation currently prevailing in the job market, especially among

²⁶These figures need to be interpreted with caution given change in the methodology and definition of unemployment between the two periods.



the youth and graduates from institutions of higher learning. Structural reform measures being adopted to address structural bottlenecks are expected to enhance the economy's employment-generating capacity. The expected bumper harvest in 2021 is expected to improve livelihoods and guarantee food security for the general population, particularly in the rural areas. In line with economic rebound projected in 2021, formal employment is projected to grow with about 150 000 formal jobs expected to be recovered after having been lost due to COVID-19 pandemic. Similarly, incomes are also expected to rise, with per GNI per capita expected to increase to US\$1 835 from current levels of US\$1 156²⁷.

Corruption is also a structural obstacle to development progress as it adversely impacts the availability, quality and accessibility of goods and services for the most vulnerable. It also undermines the functioning and legitimacy of institutions, processes and the rule of law, in the end seriously impacting the achievement of SDGs.

²⁷2021 National Budget Statement.

4. Goals and Targets

This section provides brief information on progress and status of all 17 SDGs contained in the 2030 Agenda. Consideration of the Goals focuses on trends, successes, critical challenges, interlinkages, synergies and trade-offs, emerging issues, lessons learnt and actions taken to address gaps and challenges identified in the 2017 VNR.



SDG 1: End poverty in all forms everywhere:

The 2017 VNR indicated some of the strategies adopted by Government to end poverty including the implementation of the Interim Poverty Reduction Strategy. The results achieved have been sub-optimal and insufficient to spur sustainable economic growth and reduction in poverty. The country continues to prioritise poverty reduction as it pursues Vision 2030 which seeks to rebuild and transform Zimbabwe into an Upper-Middle Income Economy by 2030. Poverty alleviation and safety nets are considered as cross cutting issues and a key pillar in the implementation of the NDS1.

Under social protection, the objective of the NDS1 is to reduce extreme poverty and improve access to basic social services in all its forms and dimensions, including narrowing inequalities. Effective social protection and safety nets, policies, systems and programmes play a major role in reducing poverty and vulnerability, redressing inequality, promoting inclusive growth and development of human capital, which will lead to the attainment of SDG 1, Target 1.3. Specifically, the NDS1 by 2025, will seek to fulfil the following:-

- Reduce the number of people below the food poverty line;
- Increase the number of people (men, women, older persons, youth, persons with disabilities, and children of all ages) receiving social assistance across all the social protection interventions from 65% in 2020 to 85% by 2025;
- Increase proportion of population with access to social care and support services from 15% in 2020 to 75% by 2025;
- Increase social insurance cover to 67% by 2025; and
- Increase Livelihoods support from 3% to 17% by 2025.



Government is also targeting to support Small and Medium Enterprises (SMEs) to improve their production capabilities with a view to reduce poverty and increase incomes, both in rural and urban areas of the country. Under financial inclusion strategy government envisages to avail opportunities to the traditionally unbanked, thus lifting households out of abject poverty thereby promoting transformative and inclusive growth. Improving financial inclusion will entail increasing the percentage of financially included persons from 77% to 90% by 2025.

Progress

SDG 1.1 targets to eradicate extreme poverty for all people everywhere, currently measured as people living on less than \$1.25 a day by 2030. In order to reduce extreme poverty and improve access to basic social services, NDS1 has harmonised, integrated and is focused on strengthening social assistance programmes. Social assistance programmes in urban areas are being modified and expanded in response to rising urban poverty and vulnerability, thus ensuring universal coverage under the NDS1. Food insecurity has been on the increase, with more households facing food access challenges.

The cereal insecurity prevalence was projected to be 63% during the peak hunger period of 2020/21. The effects of the poor rainfall season, COVID-19 pandemic and macro-economic fundamentals have contributed significantly to the worsening food insecurity projections. A total of 901 431 MT was required to meet the needs of the food insecure population, at peak. Twenty-one districts were projected to have more than 63% of their households having inadequate means to meet their food needs without resorting to severe livelihoods and consumption coping strategies. Twenty of these districts have food insecurity proportions ranging from 82% to 98%. Masvingo (1 306 085), Manicaland (1 111 867), Midlands (887 697) and Mashonaland East (855 127) are projected to have the highest number of food insecure people during the peak period. (ZIMVAC, Rural Livelihoods Assessment (RLA, 2020)

Extreme poverty among the population was 29.3% in 2017 on account of the economic slowdown in the preceding years. Extreme poverty levels among the rural population rose from 30.4% to 40.9% between 2011/12 and 2017 while extreme poverty rates among the urban population dropped from 5.6% to 4.4%. Social protection coverage remains limited and inadequate. According to the 2019 Labour Force and Child Labour Survey (LFCLS), about 249,000 persons, which is approximately 2% of the population, were receiving a monthly pension or any social security fund or both. With respect to medical insurance, about 984,000 persons, representing about 7% of the population, indicated they were not members of a medical aid scheme. Table 6 shows the shows the projection of extreme poverty from 2021-2029.

Table 6: NDS1 Target % of People in Extreme Poverty

	2021	2022	2023	2024	2025	2026	2027	2028	2029
% of People in Extreme Poverty	24.5	19.2	15.4	12.3	10.1	9.6	9.2	9.2	9.3

Source: National Development Strategy



Zimbabwe's Human Development Index (HDI) value of 0.563 in 2018 lifts the country into the medium human development category, ranked at 150 out of 189 countries, which is an improvement from the rank of 153 in 2017.

SDG 1.3 focuses on the implementation of nationally appropriate social protection systems and measures for all, including floors, and by 2030 achieve substantial coverage of the poor and the vulnerable. In this regard Government is implementing several programmes, projects and interventions during NDS1 period to reduce extreme poverty and improve access to basic social services across the life-cycle of vulnerable groups. These include:-

- i.** Provision of food assistance, social cash transfers, health assistance, holistic education support including school feeding and provision of sanitary wear for female learners in schools. Over the period 2019-2020:
 - 126 000 households were supported through cash transfers;
 - 1 248 950 have been assisted through food assistance;
 - 1 406 875 orphans and vulnerable children were assisted with through educational support under the BEAM programme;
 - 69 925 children were reached with care and protection- links with SDG 16 on prevention and response to trafficking of children.
- ii.** Provision of discretionary assistance in funeral and transport assistance;
- iii.** Support towards disaster preparedness and response programmes to build resilience in communities; and
- iv.** Strengthen social protection delivery systems inclusive of shock responsiveness.
- v.** Government has approved guiding principles for establishing a National Health Insurance Scheme which will improve universal access to health care.

Challenges

The number of people under the food poverty line was estimated to be about 6 million in 2019 and between 7.6 to 8 million in 2020. This trend has been caused mainly by droughts, cyclones and floods which exposed a number of citizens to food insecurity, hunger and starvation. Inflationary pressures, COVID 19 induced contraction in economic activity have further exposed livelihoods of many Zimbabweans. In relative terms extreme poverty rose mostly in urban areas while in absolute terms, rural extreme poverty remains much higher than urban.



SDG 2: End Hunger, achieve food security and improved nutrition and promote sustainable agriculture

End Hunger, achieve food security and improved nutrition and promote sustainable agriculture

The Constitution of Zimbabwe guarantees the right to sufficient food under Section 77(b) and Zimbabwe has prioritised ending hunger within its overall development and policy thrust. Since the last VNR in 2017, Government has been implementing a number of the initiatives that seek to position the country to achieve the SDGs 2 and its respective target by 2030 with regards to ending hunger, improving access by all to safe, nutritious food; doubling agricultural productivity and incomes by small-scale farmers; sustainable food production and resilient agricultural practices; maintaining genetic diversity of seeds cultivated and domesticated animals; increasing investment in rural infrastructure, research and extension services, technology development and improvements in food commodity markets among others.

Progress

The 2017 VNR the need to adopt climate smart agriculture, expand agricultural extension services and rural infrastructure to improve food security. In 2019, Government launched the Climate Smart Agriculture (CSA) Manual which aims to impart climate change knowledge and best practices to agriculture students. In light of the launch of the manual, the government conducted CSA trainers of trainers (TOTs) in six of the country's agricultural colleges. The TOTs are aimed at imparting CSA knowledge to agriculture lecturers, to improve the training of students in colleges of agriculture, to challenge the agriculture lecturers to improve teaching methodologies in light of new knowledge on CSA and to strengthen networking within the agriculture and climate change community.

In 2020 the Government launched the Agriculture Food Systems Transformation Strategy (AFSTS), which seeks to: increase agriculture production and productivity; improve food and nutrition security; commercialisation of small holder agriculture and to achieve a US \$8,2 billion agriculture economy by 2025. Some of the initiatives/programmes prioritised within the AFSTS to foster agriculture recovery include:

- i. Pfumvudza/Intwasa Programme**
- ii. Climate Proofed Presidential Input Programme**
- iii. Command Agriculture**
- iv. Blitz/Soil Liming Programme**
- v. Accelerated Extension Capacitation Programme**
- vi. Creation of Low-veld Maize Green Belt**

The CSA manual and the TOTs provided support towards the Pfumvudza farming system that the Government recently launched. Pfumvudza is a crop production intensification approach



under which farmers ensure the efficient use of resources (inputs and labour) on a small area of land to optimize its management. The Pfumvudza farming practice is also a climate change mitigation action as it uses the concept of minimal soil disturbance which ensures that soil carbon is retained in the soil. A total of 2.2 million vulnerable households will benefit from the input schemes (Presidential, Pfumvudza and Command Agriculture). Furthermore, under Pfumvudza, farmers are being trained by extension workers to adopt Conservation Agriculture (CA), which is a Climate Smart Agriculture Practice.

The horticulture recovery and growth plan (HRGP) is split into two:

- i. Private sector led, conventional horticulture recovery programme and
- ii. Presidential rural horticulture programme. This programme is targeted at benefiting 1,8 million households to plant 18 million fruit trees countrywide, 25000 village nutrition gardens, 9600 School Orchards and 9600 Nutrition Gardens. In addition, the 1.8 million households will be given elite virus free sweet potato seedlings to double yields and improve quality and spur value addition and beneficiation to improve their incomes and food and nutrition leading to the transformation of the rural economy.

The Accelerated Irrigation Rehabilitation Growth Plan is targeted at irrigation rehabilitation and expansion.

- i. Irrigation plan aims at increasing the area under irrigation in Zimbabwe. The current area under irrigation is 242 000 ha, and the target is 420 000 ha by 2025. The irrigation plan is focused on modernisation and efficiency.
- ii. The irrigation plan is also intended at creating a low-veld maize greenbelt, by putting over 100 000 ha of land in the low-veld under irrigation. The financing of irrigation expansion will be through public-private partnerships.
- iii. Rehabilitation and revitalization of the over 450 irrigation schemes in communal areas, on 26,000 hectares and a concomitant farmer capacitation, governance overhaul and business model transformation to ensure viability and assure sustainability of these irrigation schemes.
- iv. New irrigation development will comprise new public and private sector Lowveld Green Zone and Irrigation Development on 100,000 hectares, and various schemes and projects linked to dams in communal and resettlement areas on 83,000 hectares.

Livestock Growth and Recovery Plan is targeted at livestock productivity, genetics, animal health and nutrition, an animal health programme; a climate change adaptation. The Agriculture Information Management Systems (AIMS) is a statistical information database designed to monitoring the implementation of the AFSTS and other agricultural projects

The 2017 VNR noted that despite strong efforts by the government, food security concerns remained, owing to the prevalence of poverty and recurrent climate-related disasters, exacerbated by one of the most devastating droughts in recent history. One of the initiatives adopted by Government to increase food production is the Command Agriculture programme.



The Command programme saw maize (staple food) production increase from 575 582MT in 2015/16 to 2 443 119MT in the 2016/17. Without the programme, the country would have needed to import 700 000MT, at an import parity of \$250/MT this would require \$175 million. Hence Command Agriculture eased pressure on foreign currency requirements. In the 2017/18 production season, despite erratic rainfall patterns, maize production was 1 708 702MT, 776 635MT in 2018/19 and 907 229MT in 2019/20 season. Command Agriculture was thus central to increasing maize production which is the second largest contributor to agriculture GDP, raising strategic grain reserves and saving foreign currency through import substitution – thereby contributing to economic growth and food security.

The average yield in maize, declined from 1.15 in 2017 to 0.99 tonne per hectare in 2019 against a potential of 5 – 25 tonnes depending on production system. The Global Hunger Index (GHI) score increased from 28.8 in 2016 to 34.4 in 2019. This was attributable to the erratic rainfall and drought which put downward pressure on food and livestock production (drought induced poor harvests). The 2020 Zimbabwe Humanitarian Response Plan (HRP), launched on 2 April 2020, indicated that 7 million people in urban and rural areas were in urgent need of humanitarian assistance across Zimbabwe, compared to 5.5 million in August 2019.

Table 7 shows targeted hectareage versus actual hectareage achieved and households targeted in the 2021 Agricultural season per crop. Maize surpassed the target and with the good rainfall received this agricultural season a bumper harvest is expected and this will lead to reduction in food insecure households.

Table 7: Targeted Area and Households

Crop	Targeted Area (Ha)	Area Achieved to date (Ha)	% to target	Revised targeted Households	Food Crop Production in (MT) 2020/21
Maize	216 000	258 900	119.86	2 200 000	2 717 171
Sorghum	60 000	51 677	86.13	1 000 000	244 063
Pearl millet	40 000	5 699	14.25	200 000	90 683
Soya bean/ Sugar beans/ African peas	54 000	20 408	37.79	900 000	71 290 30 613 38 452
Sunflower	54 000	1 935	3.58	9 000	N/A
Total	424 000	338 619.13	79.86		3 192 272

Source: Preliminary Second Round Crop and Livestock Assessment 2021



Table 8: Shows Food Crop Production for 2020/21 season in comparison to 2019/20 Season with high positive percentage changes in all crops except finger millet and round nuts.

Table 8: Food Crop Production for 2020/21 and 2019/20 Farming Seasons

Crop	2020/2021	2019/2020	Percentage Change(%)
Maize	2 717 171	907 629	199
Sorghum	244 063	103 684	135
Pearl Millet	90 683	39 032	132
Finger Millet	13 223	9 799	35
Groundnut	208 864	87 479	139
Round Nut	37 156	23 832	56
Sweet Potato	422 613	114 558	269
Sugar beans	30 613	12 650	142
African Peas	38 452	18 439	109
Total	3 802 838	1 317 093	189

Source: Preliminary Second Round Crop and Livestock Assessment 2021

Table 9: Shows the Estimated Cereal Production under Pfumvudza

Crop	Target Area (Ha)	Planted Area (Ha)	Yield	Production (MT)
Maize	216 000	202 037	5.28	1 066 755
Sorghum	72 000	10 634	4.70	50 016

Source: Preliminary Second Round Crop and Livestock Assessment

The preliminary 2nd round crop assessment statistics, in table 9 shows that Pfumvudza contributed 40 percent of total cereal crop production for the 2020/21 season.

Table 10: Shows the collated Figures from the National Herd comprising of cattle, sheep, goats and pigs by province for the 2019/20 and 2020/21 farming seasons. The statistics show a mixed picture with increases and decreases in the herds across all livestock categories in all provinces in the 2020/21 season compared to 2019/20 season.



Table 10: National Herd

Province	Cattle		Sheep		Goats		Pigs	
	2019/20	2020/21	2019/20	2020/21	2019/20	2020/21	2019/20	2020/21
Mashonaland west	443 682	450 504	10 451	31 425	437 886	403 383	14 504	34 458
Mashonaland Central	590 547	521 335	92 453	92 607	391 622	396 369	41 820	40 451
Mashonaland East	567 616	572 154	28 037	26 678	272 567	267 287	44 436	34 342
Manicalnd	607 990	615 190	84 963	113 825	608 739	548 414	51 760	44 026
Midlands	921 672	989 362	23 476	28 532	562 583	567 142	21 631	22 143
Matabeleland North	670 363	681 045	36 723	57 702	405 569	488 078	30 469	36 740
Matabeleland South	612 924	629 743	163 918	237 493	530 006	647 045	6 471	7361
Total	5 443 770	5 478 648	547 696	697 910	3 868 402	3 974 707	269 508	278 106

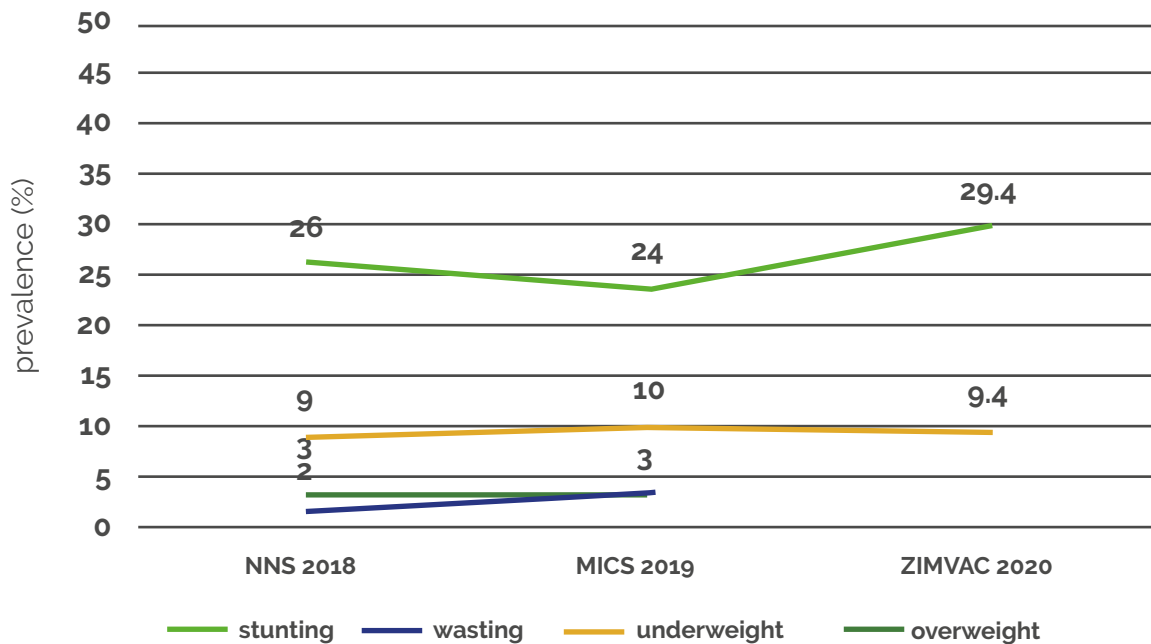
Source: Preliminary Second Round Crop and Livestock Assessment Report 2021

Budgetary allocations by the Government to the agricultural sector are in line with the Maputo and Malabo declarations, in which African countries committed to allocate at least 10% of their annual budgets to agriculture for the Comprehensive Africa Agriculture Development Programme (CAADP). The total budget for agriculture for 2021 is ZWL 46.3 billion against a total budget of ZWL 421.6 billion.

SDG 2.1 seeks to end all forms of malnutrition, including achieving by 2025, the internationally agreed targets on stunting and wasting in children under five years, and address the nutritional needs of adolescent girls, pregnant and lactating women and older persons. There has been a reduction in stunting in children under five from 27% in 2015 to 23.5% in 2019 and increased to 29.4% in 2020 respectively as shown in figure 6 below. Wasting rates have averaged about 3% over the period 2015-2019. The percentage of underweight children increased by about 21% from 8% in 2015 to 9.7% in 2019 while the percentage of overweight children under five declined from 6% in 2015 to 2.5% in 2019.



Figure 6: Nutrition Status for children 6-23 months



Source: Food and Nutrition Council

About 1 in 3 children under 5 were stunted and at risk of impaired physical and cognitive growth. This is still ranked high according to the WHO thresholds for prevalence of stunting, boys are more stunted than girls and the rate is higher in rural than in urban areas.

Challenges

Climate change among other actors is undermining sustainable food production systems, and reducing levels of agricultural production and productivity. Levels of productivity are still low especially among communal farmers both for crop and livestock. Livestock pests and diseases have resulted in loss of livestock. In Zimbabwe the most common cattle disease is Theileriosis (Commonly known as January Disease).

By end of February 2021, about 1000 herd of cattle in Mashonaland West Province had succumbed to the disease. COVID-19 also adversely affected the delivery of extension services; delivery of agricultural inputs and inflows coming from development partners due to lockdown measures delayed the implementation of initiatives outlined in the AFSTS. The other challenges that government is dealing with that have potential to undermine the achievement of SDG 2 include the following: low skills and knowledge and adaptation rates by farmers on new sustainable agriculture practices; over reliance on rain-fed agriculture and low levels of mechanisation to utilise the existing irrigation water bodies.

Non-availability of reliable data for some of the indicators under SDG 2 like: prevalence of moderate or severe food insecurity in the population, based on Food Security Experience Scale and percentage of agricultural households using irrigation systems compared to all agricultural households remains a challenge.



SDG 3: Ensure Healthy Lives and Well-being for all at all ages

The Government has committed itself to ensuring healthy lives and promote well-being for all at all ages. Zimbabwe continues to strengthen its health system, institutional and policy frameworks to ensure achievement of SDG 3. This includes the launch of its first ever Health Financing Policy and Strategy in June 2018, becoming the 17th country in the WHO AFRO Region to develop a health financing policy and strategy. The share of the Ministry of Health and Child Care budget to total budget was increased from 7% in 2020 to 13% for 2021. In 2020 the Government of Zimbabwe managed to make available resources for co-financing for New Vaccines to GAVI, and availing resources for procurement of traditional vaccines for the first time in 20 years. This development will ensure sustainability and availability of vaccines going forward. However, the coming in of COVID-19 has compromised the project momentum in the health sector interventions.

Progress

SDG 3.1 targets reducing the global maternal mortality ratio to less than 70 per 100,000 live births by 2030. The country registered a decline in maternal mortality ratio from 614 in 2014 to 462 in 2019 through a combination of targeted measures such as the removal user fees for pregnant women, free blood coupons for maternal cases, intensified trainings for health care workers and construction of waiting mothers' shelters. Adolescents and young women aged 15-24 constituted about 31% of the total maternal deaths in 2019. The Country has rolled out the Human Papillomavirus to reduce incidences of Cervical deaths in women of child bearing age. Zimbabwe aims to reduce teenage pregnancy target to 12 % but for the period ending December 2020 the figure stood at 22%. The country has amended the Education Act to include reproductive health issues, outlawed child marriages, developed Adolescent Sexual and Reproductive Health Strategy (ASRH) and also reviewed school health curricular to include reproductive health issues.

SDG 3.2 targets to end preventable deaths of new-borns and children under 5 years of age, with all countries aiming to reduce neonatal mortality to at least as low as 12 per 1,000 live births and under-5 mortality to at least as low as 25 per 1,000 live births by 2030. The country registered an increase in under-5 mortality rate from 72.4 per 1,000 live births in 2017 to 73 per 1,000 live births in 2019. The strategic collaboration between the country and development partners has helped improve health outcomes.

Notwithstanding these milestones there is a need to close gaps in coverage and outcomes by eliminating huge income and urban/rural differentials in key health indicators. Outcomes in the area of new-born health have been a challenge, with Neonatal Mortality at 31 deaths per 1,000 live births and remaining largely unchanged over the past 15 years. This calls for greater investment in quality of care around the new-born. The proportion of births assisted by



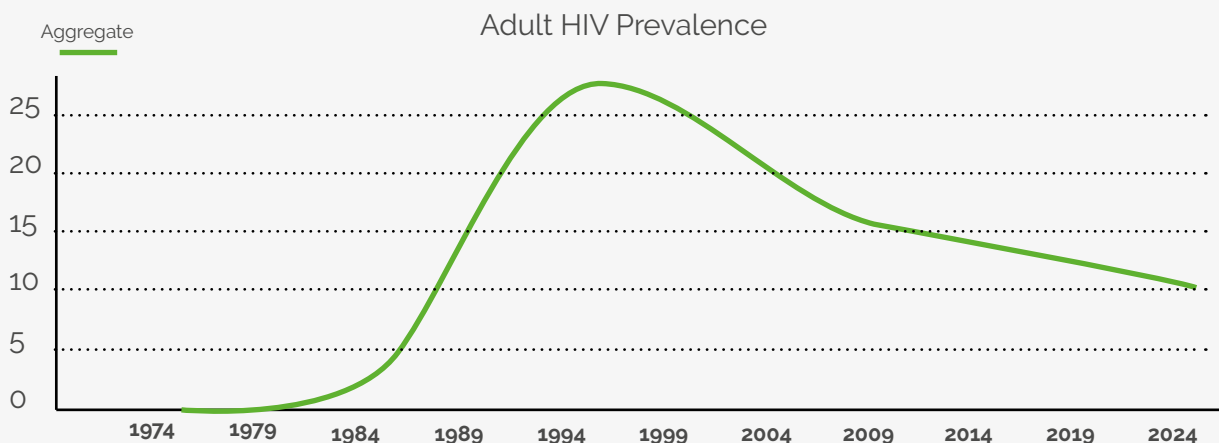
skilled health personnel increased from 80% in 2014 to 86% in 2019. The proportion of women of reproductive age who have their need for family planning satisfied with modern methods has increased from 86% in 2016 to 89% in 2019.

The growing burden of non-communicable diseases (NCDs) requires a multi sectoral approach from the Government and partners to provide funding for research, health education, diagnosis and treatment. There has been significant progress in managing neglected tropical diseases (NTDs). Soil transmitted helminths (STH) prevalence declined from 7% in 2017 to 5.5% in 2020 due to larval source management, intensified health education and mass drug administration.

The country has an estimated 1.4 million of people living with HIV (PLHIV). HIV prevalence continued to decline at national level both among males and females, but there is substantial subnational heterogeneities in HIV prevalence levels and trends. In line with population-based surveys (ZIMPHIA) and the national HIV Estimates, the HIV prevalence among the population aged 15-49 declined from 15.1% in 2010 to 11.8% in 2020 and is projected to decline further to less than 10.4% among this age group by 2025.

The country with support from partners undertook intensive awareness campaigns, decentralised HIV prevention and treatment services, free access to health care by HIV positive patients and blended learning programmes for health care workers. However, there are still access challenges for people with disabilities which will be reduced by the newly approved Disability Policy. The epidemic curve in figure 7 below shows the historical trend of HIV prevalence in Zimbabwe.

Figure 7: Trend in HIV prevalence among adults (15-49) in Zimbabwe



Source: Zimbabwe 2020 Global AIDS Monitoring (GAM) Report:



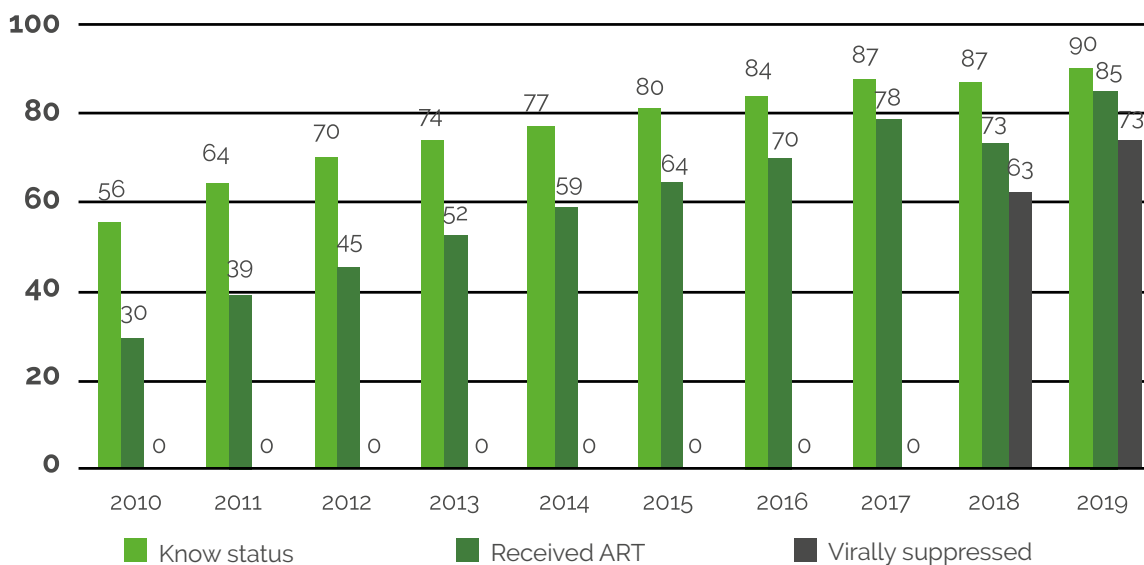
HIV incidence continued to decline at national level both among males and females. HIV estimates suggest that HIV incidence significantly declined by 56% from 6.39% in 2010 to 2.81% in 2019 per 1000 uninfected population. National HIV estimates and projections predict a continued decline in HIV incidence based on current epidemic patterns and program coverage but not a sufficient decline to reach global 2020 and 2030 targets. Table 11 below shows overview of performance of core indicators.

Table 11: Overview of performance of core indicators

Year	2017	2018	2019
Percentage of HIV-positive pregnant women who receive antiretroviral to reduce the risk of mother-to-child transmission.	95.5%	89.98%	90.8%
Number of Adults 15-49 who were tested and received results	2,851,049	3,011,027	2,382,768
Cumulative number of males circumcised according to national standards	1,141,046	1,466,731	1,821,550
Percentage of adults and children currently receiving antiretroviral therapy.	Adults 84% Chn 89%	Adults 89% Chn 65%	Adults 86% Chn 71%

Source: Zimbabwe 2020 Global AIDS Monitoring (GAM) Report:

Figure 8 below also shows through the national treatment cascade and progress that the country is on track to achieve the 90-90-90 targets if current investments are sustained. The country has already achieved the second 90 as shown by the figure 8. The second states that 90 - 81% of all people living with HIV will receive sustained antiretroviral therapy. This has improved from a coverage of 5% in 2004 to 84.7% in 2019 surpassing the 2020 target of 81%, (with adults at 85.6% and children 71%).



Source: Global AIDS Monitoring Report, 2020



The malaria incidence per 1,000 population has progressively declined from 29 in 2014; to 14 in 2016; 10 in 2017; and only 5 in 2018. By end of 2020, 28 districts were targeted for malaria elimination against a total of 45 malarious districts in Zimbabwe. Malaria incidence reduced from 34/1000 in 2017 to 19/1000 in 2018. However, it rose from 19/1000 to 22/1000 in 2019 rising further to 32/1000 in 2020. Indoor residual spraying (IRS) coverages remained high above the WHO recommendation of 85%. From 2017 room and population IRS remained above 90% with 92% and 93% coverages in 2020 respectively. Net coverage is 98% in the targeted districts where nets are being distributed. Partnerships in malaria control has remained stable.

The target SDG 3.3 requires ending of epidemics like Tuberculosis by 2030. Key interventions adopted to eliminate Tuberculosis include among others:

- Provision of free TB services (diagnosis and treatment);
- Alignment of all its strategic plans and policy documents to the Global End TB Strategy and the Sustainable Goals;
- Use of One Stop Shop for the provision of integrated TB/HIV services leading to high coverage of HIV testing, Current Procedural Terminology (CPT) and Antiretroviral Therapy (ART) among TB patients
- Rolled out Short ALL Oral regimens and introduced new regimens, for the management of drug resistant TB
- Introduced shorter regimens for the treatment of latent TB infection
- Established a Stop TB partnership forum;
- Use of community health workers to refer presumptive TB cases from the community and assist in lost to follow up retrieval, contacts follow up and treatment support

Table 12 below shows that the country was on course to achieve the 2020 milestone on the percentage and absolute reduction in tuberculosis incidence rate. The other two indicators: percentage reduction in deaths due to tuberculosis and Percentage of affected families facing catastrophic costs due to tuberculosis were not on course for the 2020 milestones.

Indicator	Baseline 2015	Status (current – Global TB Report 2020 with 2019 estimates)	Target 2020 (SDG/END TB Strategy)	Notes
Percentage reduction in deaths due to Tuberculosis	51/100,000	42/100,000 (18% cumulative reduction)	33/100,000 (35% reduction)	Not on track for 2020 milestone
Percentage and absolute reduction in tuberculosis incidence rate	242/100,000	199/100,000 (18% cumulative reduction)	194/100,000 (20% reduction)	On track for 2020 milestone
Percentage of affected families facing catastrophic costs due to tuberculosis	Not Available	80%	0%	Not on track for 2020 milestone

Source: World Health Organisation- Global TB Report



Challenges

According to the GAM 2020 report, the major challenges in addressing the HIV and AIDS epidemic include limited information on HIV and AIDS on key populations like prisoners and transgender; limited integration of HIV, Cervical Cancer and Hepatitis B and C testing and treatment and dwindling of international funding for HIV and AIDS while response rely on external funding. Challenges also remain in getting routinely generating and accessing data for key populations, particularly for transgender people, people who use/inject drugs and prisoners. There also human resources challenges in the health sector that undermine health service delivery related to industrial actions and skills flight.

Challenges related to TB treatment include: high levels of Stigma in the community contributing to delays to seek treatment; insufficient psychosocial patient and family support; risk that TB medicines are funded by external sources and high staff attrition and industrial action affected TB service delivery. Malaria control suffered from inadequate funding in 2020 as partners could not effectively due in part to re-purposing of funds and staff to respond to the Covid-19 pandemic. While Government has demonstrated high commitment to deal with Non-Communicable diseases by creating full directorate to deal with NCDs in the country the programme has suffered from limited funding to be fully operationalised. There are also delays to implementing the FCTC due to conflicting economic benefits of tobacco to the Zimbabwean economy.

COVID 19 has also compromised the capacity of the health system as resources and staff were repurposed to respond to the pandemic. Further, COVID 19 amplified the existing weaknesses and effects of infrastructure deficits in the health sector.



SDG 4: Inclusive and Equitable Quality Education and Promote Life Long Learning Opportunities for All

Zimbabwe has continued to improve its policy and legislative frameworks to promote inclusivity and enhance the quality of education. The Constitution of Zimbabwe Amendment (No. 20) Act 2013, under Sections 27 and 75 provides and protects the right to education. The Education Amendment Act, 2020 which came into effect on 6 March 2020 aligns the Education Act (Chapter 25:04) with the Constitution. The Education Amendment Act provides for compulsory basic state funded basic education for all children, from ECD to primary and secondary level and free sanitary wear for all schoolgirls from Grade Five to Form 6. The Act provides that no pupil shall be excluded from school for non-payment of school fees or on the basis of pregnancy. The Act also provides that pupils are not subject to any form of physical or psychological torture or to cruel, inhuman, or degrading treatment at school, and prohibits corporal punishment.

The Ministry of Primary and Secondary Education is leading the process of coming up with an Inclusive Education Policy for Zimbabwe (a draft policy document is currently in circulation for stakeholder input). The goal of the inclusive education policy is to provide a solid framework which informs the process of ensuring that all learners, including learners with disabilities have access to the most appropriate learning environments and opportunities for them to best achieve their fullest potential in a context where barriers to access to education are minimised and learning is optimized.

The Inclusive Education Policy seeks to also harmonise the several different documents addressing different dimensions of inclusive education, in ways that make it difficult to achieve a standard of implementation by various government departments and other stakeholders. Hence, for the education sector, one reference policy document will enable the mainstreaming of inclusive education principles across all programmes and facilitate more holistic reporting, monitoring and evaluation. Once adopted, the policy will become the primary national framework for strategically guiding and directing the practice of inclusive education in the country at primary and secondary levels. In line with the competence-based curriculum, a Practical Inclusive Education Handbook for Primary and Secondary Schools was developed and distributed to schools in 2020 with the aim of eliminating common barriers to equitable access towards optimal quality of learning outcomes for all.

The Manpower Planning and Development (Amendment) Act, 2020, in line with the Constitution to promotes good corporate governance and improve service delivery in higher and tertiary education and parastatals. In addition, the Act promotes full gender balance in all institutions at every level. Both education Ministries are coming up with a draft inclusive Education Policy and student teacher's handbook to promote inclusive learning in Zimbabwe.



The 2020 National Budget, made a provision of US\$22 million to support free education starting with Rural Primary Schools (P3) and Rural Secondary Schools (S3) and US\$11.2 million for the provision of free sanitary wear with the programme expected to be expanded yearly on and incremental basis. Further, US\$9.2 million was allocated for payment of subsidy for examination fees for children in public schools in order to cushion learners and ensure inclusivity on public examination despite one's economic background²⁸.

Progress

SDG 4.1 targets that all girls and boys complete free, equitable and quality primary and secondary education leading to relevant and effective learning outcomes by 2030. SDG 4.2, on the other hand targets that all girls and boys have access to quality early childhood development, care and pre-primary education so that they are ready for primary education by 2030.

According to the 2019 Multiple Indicator Cluster Survey (MICS), the participation rate (net attendance ratio) in organized learning i.e. attending an early childhood education programme (one year before the official primary entry age) was 81.0% in 2019 up from 21.6% in 2014 (2014 MICS). The participation rate is higher for males at 82.0% when compared with females at 79.8%. The urban areas have a participation rate of 82.9% while its 80.3% in rural areas. The proportion of primary schools with electricity improved from 47.41% in 2017 to 54.96% in 2018. At secondary level, the proportion of schools with electricity improved from 68.9% in 2017 to 71.47% in 2018²⁹. The proportion of primary schools with access to a water source rose from 95.79% in 2017 to 98.8% in 2018 while the proportion of secondary schools with access to a water source improved from 95.8% in 2017 to 97.49% in 2018. A positive growth trend has been realised in the number of children and adolescents attending school in mainstream settings³⁰. The 2019 annual school census recorded a total of 83 275 learners enrolled in mainstream primary and secondary schools, nationwide.

The Government has prioritised the finalisation of the Inclusive Education Policy to ensure that no child including persons with disabilities is left behind. This is to include the introduction of Disability Management and aging issues as a compulsory subject.

SDG 4.3 targets equal access for all women and men to affordable and quality technical, vocational and tertiary education, including University. Tables 13-15 show enrolment figures in Teachers Colleges; Universities; Polytechnics and Industrial Training Colleges over the period 2017 to 2020 respectively.

Table 13: Teachers Colleges Enrolments

Year	Males	Females	Total
2017	9 088	19 522	28 610
2019	3 359	8 809	12 168
2020	4 859	17 461	22 320

²⁸The funds can never be adequate given the huge demand for resources, but the figures show progress in terms of Government's commitment to continuously increase the budget.

²⁹Education Management Information System (EMIS).

³⁰<http://mopse.co.zw/sites/default/files/public/downloads/Zimbabwe%20FINAL%20Education%20Sector%20Analysis%20Nov%202020%20FINAL.pdf>

**Table 14: Total University Enrolments**

Year	Males	Females	Total
2017	43 273	47 646	90 909
2018	43 432	50 699	94 131
2019	51 535	60 149	111 684

Table 15: Total Polytechnics and Industrial Training Colleges Enrolments

Year	Males	Females	Total
2017	14966	8604	23570
2018	15026	9337	24363
2019	18123	13903	32026
2020	18708	14331	33039

The total number of students enrolled in Universities continued to increase due to expansion and establishment of new Universities. The increase in females in enrolments as reflected in tables 14 and 15 is consistent with SDG 4.5 which seeks to, eliminate gender disparities in education and ensure equal access to all levels of education and vocational training for the vulnerable, including persons with disabilities, indigenous peoples and children in vulnerable situations by 2030.

Since 2018, the number of teachers colleges offering training for Science teachers increased from 3 to 6 thereby increasing number of trained Science Teachers hence increasing access to quality Science, Technology, Engineering, and Mathematics (STEM) education. Access to apprenticeship training has also increased since 2018 with the resuscitation of Government apprenticeship program. Every year 1000 trainees are added to the apprenticeship programme.

SDG 4.4 targets to substantially increase the number of youth and adults who have relevant skills, including technical and vocational skills, for employment, decent jobs and entrepreneurship by 2030. The Government provides the youth with technical and vocational skills to economically empower and facilitate their participation in the mainstream economy. In 2020, 1831 students comprising of 1459 males and 372 females were enrolled in technical and vocational training courses. The number of youths trained in Vocational Training Centres increased from 12871 in 2017 to 13 212 in 2018 and declined to 12 000 in 2020 due to the COVID-19 pandemic. The table 16 below shows the number of youths trained in various vocational training centres.

**Table 16: Vocational Training & Courses Undertaken**

Year	Number of Youth Trained	Courses Undertaken
2017	12 871	Carpentry and joinery, Agriculture, Building, Clothing Tech, Metal Fab, Leather Tech, Automobile, Tourism & Hospitality Mgt, Mining, Plumbing, Cosmetology, Electrical Eng.
2018	13 212	Carpentry and joinery, Agriculture, Building, Clothing Tech, Metal Fab, Leather Tech, Automobile, Tourism & Hospitality Mgt, Mining, Plumbing, Cosmetology, Electrical Eng
2019	10 950	Carpentry and joinery, Agriculture, Building, Clothing Tech, Metal Fab, Leather Tech, Automobile, Tourism & Hospitality Mgt, Mining, Plumbing, Cosmetology, Electrical Eng
2020	12 000	Carpentry and joinery, Agriculture, Building, Clothing Tech, Metal Fab, Leather Tech, Automobile, Tourism & Hospitality Mgt, Mining, Plumbing, Cosmetology, Electrical Eng

To be able to fully implement the new Competence Based Curriculum a school must have access to Information Communication Technology (ICT). This is going to be more important in the future due to Covid-19. The prerequisite of ICT access is electricity. The use of ICT gadgets and connectivity to the Internet is largely affected by the availability of power sources. The Education Management Information System (EMIS) report (2019) states 40.07 percent of primary schools and 26.64 percent of secondary schools do not have access to electricity. This presents a challenge to the use and access to online teaching and learning materials for these schools. Further, 26.25 percent of primary schools and 42.76 percent of secondary schools have access to the Internet. A total of 920 primary schools, and 691 have no access to the Internet³¹. Progress milestones include the draft ICT policy as well as school digitisation programme and increased budget support for the procurement of ICT equipment for disadvantaged schools.

Challenges

The COVID-19 pandemic widened the gap between the have and have nots in both rural and urban, and access to education for the most vulnerable groups including persons with disabilities. Rural learners faced more acute challenges to access to online alternatives platforms particularly the radio lessons and e-learning platforms. This was due to the cost internet bundles, lack of gadgets and reach of local broadcasting bandwidth coverage as well as institutional capacity for inclusive for delivery of lessons to learners from diverse socio-economic backgrounds. The COVID19 pandemic also impacted on educational access as evidenced by pattern of school dropout by gender and school level. Among the reason are financial constraints were the highest, pregnancies, child labour and abscondmen³³.

³¹<http://mopse.co.zw/sites/default/files/public/downloads/Zimbabwe%20FINAL%20Education%20Sector%20Analysis%20Nov%202020%20FINAL.pdf> p.180.

³²See <http://mopse.co.zw/sites/default/files/public/downloads/Zimbabwe%20FINAL%20Education%20Sector%20Analysis%20Nov%202020%20FINAL.pdf>



SDG 5: Achieve Gender Equality and Empower All Women and Girls

Section 3(g) of the Constitution of Zimbabwe clearly spells out gender equality as one of the founding and guiding values placed at par with values such as the rule of law and good governance. Sections 17 and 56 also promote respect for gender balance and equality. Women's access to resources, including land on the basis of equality with men is also guaranteed. The country has come up with a revised National Gender Policy (NGP) (2017) which seeks to achieve a gender just society where men and women enjoy equality and participate as equal partners in the development process of the country. On the 23rd of October 2019 Zimbabwe launched the National Gender Policy Implementation Strategy and Action Plan to increase stakeholders' commitment to achieving gender equality and women empowerment.

In order to facilitate financial inclusion for women, Zimbabwe established and operationalised the Zimbabwe Women Micro Finance Bank in January 2017. Government has also established a Women Development Fund and Community Development Fund which are platforms that provides loans to women's' and community projects at an interest rate of 10% per annum. The Curriculum Framework for Primary and Secondary Education in Zimbabwe (2015-2022) has been designed within the human rights approach and includes gender sensitivity among its underpinning principles whilst covering gender related topics in different learning areas.

Progress

Since its last VNR in 2017, Zimbabwe has, significantly advanced women's rights and opportunities as equal citizens and is committed to further such progress. Target 5.1 focuses on ending all forms of discrimination against all women and girls everywhere and indicator 5.1.1 assess whether or not legal frameworks are in place to promote, enforce and monitor equality and non-discrimination on the basis of sex. According to the World Bank's Country Policy and Institutional Assessment (CPIA), Zimbabwe has seen improvements in laws and policies concerning women's empowerment and gender equality. In 2008, the country had a score of 1.5 on policies for social inclusion/equity which increased to 3.7 in 2018 (1 is the lowest and 6 the highest level). In 2018, Zimbabwe's score specific to gender equity was 4.0 which was above the Sub-Saharan Africa (SSA) average of 3.2.

This confirms that the country is adopting and strengthening policies and enforcing legislation that promote gender equality and the empowerment of all women and girls at all levels. This is evidenced deliberate initiatives to promote gender equality in education, health, and political leadership.

The Revised National Gender Policy (July 2017) guides gender mainstreaming across all sectors, supported by the National Gender Policy Implementation Strategy and Action Plan (2019) that outlines specific actions to mainstream gender. Zimbabwe submitted its 6th periodic



Convention on the Elimination of All Forms of Discrimination against Women (CEDAW) report in February 2020 and the CEDAW committee recommended: a) Strengthening and adequately resourcing the Gender Machinery; (b) Conducting an impact assessment of the national Gender Policy; (c) Making quotas on political party lists mandatory; (d) Reviewing the Trafficking in Persons legislation and finalising the process of the Marriages Bill; (e) Increasing the number of shelters for Gender Based Violence (GBV) survivors; and, (f) Ensuring participation of women in peace processes. These recommendations were adopted by the country and require a national action plan that assigns responsibilities as evidence of commitment and allocation of financial resources to facilitate implementation. The evaluation of all teaching and learning materials for schools in Zimbabwe also includes gender auditing to remove stereotyping, promote equality and address equity concerns.

Target 5.2 focuses on eliminating all forms of violence against all women and girls in the public and private spheres, including trafficking, sexual and other types of exploitation. Indicator 5.2.1 Proportion of ever-partnered women and girls aged 15 years and older subjected to physical, sexual or psychological violence by a current or former intimate partner, in the last 12 months, by form of violence and by age. Sexual and Gender Based Violence (SGBV) is 'a well-documented human rights violation, a public health challenge, and a barrier to civic, social, political, and economic participation'³³.

It undermines the safety, dignity, and overall health status, social and economic wellbeing of the individuals who experience it. The MICS 2019 also noted that two in five women interviewed reported having experienced either physical or sexual violence whilst one in 10 reported having experienced both; 39% of women aged 15-49 years reported having experienced physical violence since the age of 15 while 11% experienced violence in the last 12 months preceding the survey; 12% of women reported having experienced sexual violence whilst 5% had experienced it in the last 12 months.

Government views the prevention of GBV as a priority hence the scaling up of efforts in ensuring holistic service provision to survivors of Gender Based Violence through one-stop centers and the mobile One Stop Centres, and prevention campaigns launched by the Ministry of Women Affairs, Community Small and Medium Enterprise Development. The Government commissioned four one stop centers since 2017³⁴ which benefited over 8967 GBV survivors with comprehensive services. Of which, 65% of these beneficiaries reported cases related to sexual violence. In the primary and secondary sector, a school-Based Life skills Empowerment Strategy 2020-2025 is being implemented. The strategy addresses a broad range of psychosocial issues, including GBV while more work is underway to improve the impact of the implementation of the Protocol on the Multi-Sectoral Management of Sexual Abuse and Violence in Zimbabwe (2012) through schools.

Indicator 5.2.2 measures the proportion of women and girls aged 15 years and older subjected to sexual violence by persons other than an intimate partner, in the last 12 months, by age group and place of occurrence. According to MICS 2019 women and girls aged 15 years and older

³³Zimbabwe Gender Commission



subjected to sexual violence by a stranger represents 5.8% and by another relative 4.7%. Women who had never been in a union are less likely to have experienced sexual violence compared to those who were married or divorced/separated/widowed. Despite strong laws on SGBV in Zimbabwe, gender inequality, persistent discriminatory social norms and gender stereotypes militate against eradication.

The laws criminalizing SGBV include, the Domestic Violence Act presided over by the Anti-Domestic Violence Council; Criminal Law and Codification Act and Trafficking in Persons Act. Regionally, the Protocol to the African Charter on Human and Peoples' Rights on the Rights of Women in Africa reiterates protection from SGBV. The African Charter on the Rights and Welfare of the Child also guarantees child protection. The SADC Protocol on Gender and Development informs sub-regional legal norms and standards. All these instruments unequivocally outlaw SGBV.

Target 5.3 focuses on eliminating all harmful practices, such as female genital mutilation; child and forced marriages. According to MICS 2019, about 33.7% of the women aged 20-24 were married or in union before age 18, a general increase from 2011 statistics which had 31% of women reported as having been married before age 18.

The statistics also confirm that on average, a third of Zimbabwean women reported having been married before the age of 18³⁵. While child marriage is common in Zimbabwe, its dynamics are not homogeneous throughout the country. The 2013 Constitution outlaws child marriage and the 2018 Harmonized Marriages Bill was drafted to align marriage laws to this constitutional position. Government has been engaging Faith Based Organisations and Traditional leaders to raise awareness on the constitutional provisions to end child marriages. Traditional Leaders have come up with their own communiqué on ending child marriages in which they commit to take the lead in ending child marriage in the country.

The increase of the percentage of adolescent girls and women age 15-49 who have experienced physical violence since age 15 from 35% in 2015 to 39.4% in 2019 is an area of concern. On the other hand, the decrease in the percentage of adolescent girls and women age 15-49 who have ever experienced sexual violence from 14% in 2015 to 11.6% in 2019 is an encouraging trend that needs to be sustained. The proportion of women aged 20-24 years who were married or in a union before age 18 also declined from 32.5% in 2015 to 21.6% in 2017, before rising to 33.7% in 2019.

Representation of women in decision-making bodies has generally increased, in line with requirements that women fully and effectively participate and have equal opportunities for leadership at all levels of decision-making in political, economic and public life. The Constitution of Zimbabwe provides for special quota system for women of 60 additional seats in the lower house of assembly and election to senate through proportional representation.

³⁴These complement a One-Stop-Centre set up by civil society organisations such as Musasa in Harare and 4 others at Gwanda Provincial Hospital, Rusape General Hospital, Chipinge District Hospital and Gweru Provincial Hospital

³⁵Multiple Indicator Cluster Survey (MICS)(2019)

**Table 17: Women Participation in key Political Decision Making Positions**

		Women	Men	Percentage of Women
Cabinet Ministers		5	16	23.8%
Ministers of State		5	5	50%
Parliament	Lower House	85	185	31%
	Upper House	35	45	43.7%
Local Government Councillors		190	1169	13.3%

Source: Women Affairs, Community Small and Medium Enterprises Development (MWACSMED)

As shown in the table 17, appointment of Ministers of State is gender balanced while significant progress has been made towards balancing gender representation in the Upper House. Huge disparities remain in the appointment of cabinet Ministers; representation in the lower house and local government Councillors. More still needs to be done increase the participation in other spheres of leadership including in private sector boards. In 2019: women Permanent Secretaries were only 8 out of 22, (24.56%)³⁶; Chief Directors 14 out of 57 (9.59%); Directors 79 out of 267 (28.86%); and, only 174 out of 603 Deputy Directors were women³⁷.

This entails that overall, 33.7% women hold middle and senior management positions compared to 66.3% of their male counterparts. In 2019, out of the 103 Chief executive Officers (CEOs) of State-Owned Enterprises and Parastatals there were only 15 female CEOs (14.6%)³⁸. An analysis of the Zimbabwe's Stock Exchange listed companies³⁹ in 2019 showed that 20 boards were made up of men only⁴⁰. In addition, sixteen (16) boards had only one (1) woman, six (6) boards had two (2), while eleven (11) had three (3) women. Only five (5) boards of ZSE listed companies were chaired by women out of the sixty (60) listed companies⁴¹. Thus, women's leadership initiatives were strengthened through the establishment and launch of the African Women Leaders Network (AWLN) Zimbabwe National Chapter in 2020 and a youth caucus to drive activities towards women leadership, peace and social cohesion.

The provision in the amended Education Amendment Act to provide free sanitary wear for all schoolgirls from grade five to form 6 is in line with ensuring universal access to sexual and reproductive health and reproductive rights as agreed in accordance with the Programme of Action of the International Conference on Population and Development and the Beijing Platform for Action and the outcome documents of their review conferences. Zimbabwe continues to undertake reforms to give women equal rights to economic resources, as well as access to ownership and control over land and other forms of property, financial services, inheritance and natural resources, in accordance with national laws.

³⁶Country Gender Profile: Zimbabwe - Issue Paper, African Development Bank and UN Women Zimbabwe, 2020

³⁷Ministry of Women Affairs, 2019 Report.

³⁸Women on Boards: A Review of Zimbabwe Listed Companies, 2019, Bernard Chidziva, ISOR-Journal of Business and Management, Volume 21, Issue 12. Ser. III (December, 2019), PP 62-65 (all-60 listed boards)

³⁹Women on Boards: A Review of Zimbabwe Listed Companies, 2019, Bernard Chidziva, ISOR-Journal of Business and Management, Volume 21, Issue 12. Ser. III (December, 2019), PP 62-65 (all-60 listed boards)

⁴⁰-ibid-

⁴¹ibid



These include Gender Responsive Budgeting Strategy, Gender Equality and Women Empowerment Framework and gender across all sectors. In the implementation of NDS1, gender is one of the cross cutting issues which is expected to be mainstreamed in sectoral policies and programmes. Gender mainstreaming seeks to enhance equal access to opportunities and benefits of the means of production for all men, boys, women and girls.

The MWACSMED has developed sector specific guidelines for mainstreaming gender aimed at equipping line Ministries with skills on how to effectively mainstream gender in their respective sectors. The MWACSMED also conducted a gender audit of ten Sector Ministries to assess the institutional capacity of sector Ministries to implement the Gender Responsive Budgeting. Further, the MWACSMED in partnership with UNDP and the University of Zimbabwe conducted training of 39 government technocrats (21 males and 18 females) between November and December 2020 on the how to integrate and mainstream gender into macroeconomic policies. The expected outcomes of enhanced Gender Mainstreaming include: growing women participation in the economy across all sectors; more women in decision making positions; growing women household incomes; and equal opportunities for women and girls. For example, enhancing access to financing for women in business has greater multiplier effects to achieving the expected outcomes. Government established the Women's Microfinance Bank (WMB) with the following objectives:

- To improve access to affordable capital and operational finance by women and
- To facilitate financial inclusion by decentralizing the banking system so that it becomes accessible to the majority of women who reside in the rural areas.

Table 18 provides a snapshot of bank accounts opened and loans disbursed across the ten provinces of the country as well as through the mobile platform with Midlands topping the list of bank accounts opened and loans disbursed.

Table 18: Number of bank accounts opened by women and loans disbursed through the Zimbabwe WMB

Province	Savings Accounts opened as at 30 November 2019	Loans disbursed to women from August 2018 – 30 November 2019
Harare	8 591	1 274
Bulawayo	5 386	353
Mashonaland West	9 114	1 663
Mashonaland East	8 662	374
Mashonaland Central	6 643	1 137
Midlands	12 287	7 601
Manicaland	8 304	953
Matabeleland North	3 631	228
Matabeleland South	4 155	138
Masvingo	8 678	3 678
Mobile Platform Loan Facility		29 480
Total	75 451	46 879

Source: Ministry of Women Affairs, Community, Small and Medium Enterprises Development



A total of 2 279 women's groups were funded through the Women's Development Fund with a total loan amount of ZW\$4 281 107.00. The Zimbabwe Library Association (ZimLA) also spear headed programmes like the international open data day on 7th March 2020, to educate the girl child on the importance of open data. Free and accessible information will benefit the girl child especially those in rural areas who are often deprived of their rights through early marriages, rape, forced marriages and domestic violence. Achievement of gender equality and empowerment of women and girls with requisite information and data is in line with the International Federation of Library Associations and Institutions (IFLA).

Challenges

Institutional weakness to deal with SGBV and limited coordination mechanisms for GBV hamper efforts to effectively address issues of SGBV. Strengthening institutional mechanisms for dealing with SGBV prevention and response include investing in systems for SGBV data management. Sustaining of the one stop centres which have been effective in providing integrated support services and holistic SGBV services (health, security, legal and psychosocial support) to women and girls can be a challenge. Other challenges include access to justice especially during COVID 19; limited access to services by marginalised groups such as women with disabilities and rural women and difficulty in changing religious norms and practices that perpetuate violence against women. COVID 19 also reversed some gains with regards to addressing SGBV as incidence of GBV increased during the lockdowns.



SDG 6: Ensure availability and sustainable management of water and sanitation for all

Water and sanitation are essential for the realisation of other SDGs. Inadequate access to water and sanitation infrastructure is a major source of Water, Sanitation and Hygiene (WASH) related disease outbreaks such as cholera and typhoid. The right to safe, clean and potable water is recognised and provided for in the Constitution. Development partners have been complementing Government efforts to improve water and sanitation in the country. The Government, has approved a gender-sensitive Sanitation and Hygiene Policy. The policy aims to create an open defecation free Zimbabwe by 2030 in line with the SDGs. To achieve this, the demand-led Sanitation Focused Participatory Health and Hygiene Education (SafPHHE) has been adopted and is being implemented in the 45 supported rural districts. The COVID-19 pandemic has also highlighted the importance of clean water sources for schools as a number of schools have been identified for the urgent provision of safe water sources.

Progress

According to the 2019 MICS, 77.1% of the households have access to improved sources of drinking water up from 76.1% in 2014. These figures however hide a wide disparity in access to safe drinking water between urban areas and rural areas and also even within urban areas. For instance, 97.3% of the urban household population has access to improved sources of drinking water as compared to 67.9% of the rural household population. Harare has the highest percentage of households with access to improved water sources at 96.6%, when compared with 64.8% in Matabeleland South.

Meanwhile, 67.8% of households have access to improved not shared sanitation facility. Chronic water shortages are more pronounced in urban areas of Zimbabwe, and are being experienced in a context of increasing water consumption needs. The people practising open defecation (% of population) in Zimbabwe has progressively declined to 21.7% in 2019. There are however

Table 19: Progress on Water and Sanitation

Indicator	Progress
% of the population with basic hand washing facilities	37%
% water bodies with good ambient water quality	83%
Water use efficiency	\$4/m³
Level of water stress	31%
Degree of implementation of integrated water resources management	63%
Operational agreement for water cooperation	70%

Source: MICS 2019



disparities between the urban and rural areas. People practising open defecation, urban (% of urban population) was improved to 0.7% in 2019, while people practising open defecation, rural (% of rural population) was 31.3% in 2019. Table 19 shows progress with regards to Water and Sanitation. However, there is need to invest more in rural water infrastructure.

In this regard, government is promoting modernization of sanitation beyond urban areas and the use of new technology replacing blair toilets with flashing system.

Challenges

In recent years inflation has negatively affected people's ability to pay for WASH services in Zimbabwe. In rural areas, community-level contributions to water source maintenance and demand-led sanitation approaches diminished. In urban areas, there are severe water shortages, mainly caused by lack of treatment chemicals linked to insufficient foreign currency supplies. Recurrent drought coupled with COVID-19 continued to strain Zimbabwe's already overstretched WASH resources in 2020 including infrastructure. High cost of replacement of WASH also pose challenges.



SDG 7: Ensure Access to Affordable, Reliable, Sustainable and Modern Energy for All

Zimbabwe has come up with a National Renewable Energy Policy which seeks to increase access to clean and affordable energy. It sets overall targets for renewable energy in the country based on the Nationally Determined Contributions (NDCs) as one of its primary objectives. These interventions align to the United Nations Framework Convention on Climate Change (UNFCCC), demand-supply scenario, grid absorption capacity, and the ability of utilities to pay for renewable energy electricity.

The National Renewable Energy Policy aims to achieve an installed renewable energy capacity of 1,100 MW (excluding large hydro) or 16.5% of total electricity supply, whichever is higher, by 2025 and 2,100 MW or 26.5% of total electricity supply, whichever is higher by 2030. The country is in the process of developing fiscal incentives for solar powered vehicles and has incentives in place for solar batteries and other related accessories.

Progress

The liberalisation of the electricity market has resulted in the Government granting power generation licences to a number of Independent Power Producers (IPPs) in an effort to encourage new investments especially by private investors in the sector.

REA installed 525 mini-grid systems at rural institutions (schools and clinics) and each system has a capacity of 0.84kW giving a total of 441kW. As from 2012, 350 biogas digesters (6m³-20m³) have been constructed under the Zimbabwe Domestic Biogas Digester Programme. Renewable energy projects currently connected to the grid have a total capacity of 142.63MW.

Grid extension projects have increased access to electricity in marginalized areas. During the fiscal year 2019/20, 100km of transmission lines were installed and 210km of distribution lines were installed. During the same period 297 institutions were electrified against a target of 883. Table 20 below shows initiatives/projects rolled out since the 2017 VNR to accelerate the implementation of Agenda 2030 and SDGs in the energy sectors.



Table 20: Energy initiatives/projects rolled out since the 2017

Initiative	Quantitative Indicators of Progress against targets
<p>1. Increasing Power Supply Capacity</p> <p>1.1. Construction of Mini-hydropower Plants</p> <p>1.2. Construction of Solar PV Power Plants</p> <p>1.3. Construction of Large Hydropower Plants</p> <p>1.4 Construction of Thermal Power Plants</p>	<p>31.45 MW achieved (Year 2030 target is 150MW)</p> <p>10.68MW achieved (Year 2030 target is 1,575 MW) Solar projects under development are Gwanda Solar (100MW), Munyati Solar (100MW), Insukamini Solar (100MW).</p> <p>300MW achieved in 2018 (Kariba South Expansion). Batoka Hydro (1200MW) and Gairezi Hydro (30MW) giving a total capacity of 1230MW are at an advanced planning stage</p> <p>600MW under construction (Hwange Expansion)</p>
<p>2. Increasing usage of clean forms of energy</p> <p>2.1. Construction of Biogas Digesters</p> <p>2.2. Installation of Solar Street Lights</p>	<p>400 domestic and 90 institutional biogas digesters have been constructed. 150 builders have been trained to construct digesters</p> <p>Over 1200 solar street lights have been installed in urban areas, with the bulk of this figure in Harare alone</p>
<p>3. Increasing Electricity (MW) saved</p> <p>3.1. Installation of Domestic Solar Water Heaters</p>	<p>7475 solar geysers were installed in 2020 (Year 2030 target is 250,000 units)</p>
<p>4. Creating Conducive Environment for Investment in Energy Sector</p> <p>4.1. Renewable Energy Policy Formulation</p> <p>4.2. Biofuels Policy Formulation</p> <p>4.3. Energy Efficiency Policy Formulation</p> <p>4.4. Electric Vehicle Policy and Framework Formulation</p>	<p>Policy launched in February 2020- targets a total of 2100MW new capacity by 2030, 8000 domestic biogas digesters and 288 institutional biogas digesters by 2030 among others;</p> <p>Policy launched in February 2020. Focuses on ethanol from sugarcane and biodiesel from jatropha; other possible feedstocks for biofuel production being considered.</p> <p>Policies Implementation Strategies are in place.</p> <p>Zero draft is in place (target launch date is June 2021)</p> <p>Zero draft is in place (target launch date is June 2021)</p>

Source: Ministry of Energy and Power Development



As of 31 July 2019, the Zimbabwe Energy Regulatory Authority (ZERA) had issued more than 77 power generation licences with 42 being solar power projects. A number of IPPs are already selling electricity to the Zimbabwe Electricity Transmission and Distribution Company (ZETDC) and feeding into the national grid. For example, Nyangani Renewable Energy has been selling about 32 megawatts (MWs) daily to ZETDC, while Centragrid has been selling 2.5 MWs⁴².

The Net Metering regulations were completed and are now operational. Zimbabwe Energy Transmission Development Corporation (ZETDC) licensed 3 customers in 2019 and 19 customers in 2020. Currently, there are 49 applications that are being processed. In addition, Zimbabwe Electricity Supply Authority (ZESA) has advertised for customers who have solar installations to join the scheme. Amendments are being done to raise the maximum threshold capacity from 100kW to 5MW as per request by stakeholders from industry. Government has put in place a number of incentives to promoting investment in renewable energy.

Table 21: Status of Key Performance Indicators in the Provision of Energy

Outcome	KPI	Target (2025)	Status (2020)
Improved Energy Supply Capacity	• Energy Sent Out (GWh)	78,297	9 230
	• New Capacity Installed (MW)	1,732	7
	• Power transmission Lines constructed (km)	1,117	1000
	• Power distribution Lines constructed (km)	3,589	201
	• National LPG storage capacity (MTs)	2,500	0
	• Fuel pipeline capacity (billion litres)	9.28	2.19
	• Increased National Ethanol storage (million litres)	16.6	5.3
Improved access to modern energy services	• Electricity access (rural, urban) (%)	54	44
	• Number of households using modern energy forms (Electricity)	852,085	632,085
	• Strategic fuel reserve (Days Cover)	20	1.4
	• Increase in availability of fuel (billion litres)	2.55	5
	• Increase in LPG availability (% increase in imports)	30	8
	• Biogas digesters constructed (Number)	258	7,475
	• Solar water heaters installed (Number)	82,000	
Improved Energy Efficiency	• Percentage losses during transmission and distribution	11	19.73
	• Electricity saved (MW) cumulative	220	12

Source: Ministry of Energy and Power Development Strategic Plan: 2021-2025

Challenges

The high inflation that was experienced during 2020 resulted in a steep increase in prices of project materials; shortage of foreign currency; and the COVID 19 pandemic stalled energy projects implementation especially by Independent Power Producers (IPPs)

⁴²<https://africa-energy-portal.org/news/zimbabwe-currency-chaos-chokes-zimbabwes-power-producers>.



SDG 8: Promote Sustained, Inclusive and Sustainable Economic Growth and Full and Productive and Decent Work for All

Over the years Government has demonstrated its commitment to promoting sustained, inclusive and sustainable economic growth, full and productive employment and decent work for all by putting in place policies to promote these objectives. For example, the TSP and the current NDS1 have prioritised initiatives that are in line with achieving SDG 8 and its respective targets, with regards to: sustaining per capita economic growth; achieving high economic productivity; decent job creation, creativity, innovation, formalisation and growth of micro-small and medium sized enterprises; improvements in resource efficiency in production and consumption; youth empowerment; promotion of sustainable tourism; strengthening capacity of domestic financial institutions; protecting labour rights, promoting safe and secure working environments among others.

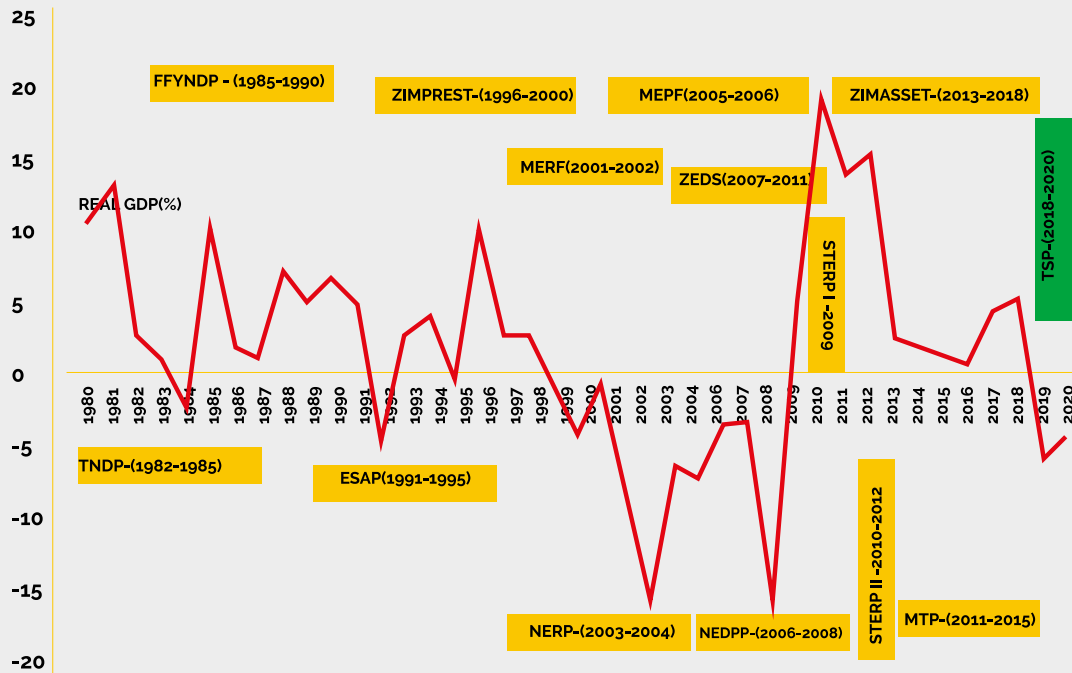
Government enacted the Tripartite Negotiating Forum (TNF) Act in June 2019. The TNF is an institutionalised platform for social dialogue that brings together Government, business and labour to negotiate key socio-economic matters. The country faces a number of employment-oriented challenges occasioned by deindustrialisation and high levels of informality.

Progress

SDG 8.1 require sustaining of per capita economic growth in accordance with national circumstance and in particular, at least 7 per cent gross domestic product (GDP) growth per annum in the least developed countries. However, figure 9 below shows the historical erratic performance of real GDP in Zimbabwe. The period 2017 to 2020 is of particular interest as it reflects progress made since the 2017 VNR. The unstable economic growth path is set against population growth rates averaging 2% per annum, which then undermines sustaining of per capita economic growth. Further, the erratic economic growth, has also undermined the economy's employment creation capacity which is not expanding fast enough to keep up with the growing labour force. In 2020 Government availed ZWL \$18 billion worth COVID-19 Economic Recovery Stimulus Package, equivalent to 9% of GDP to support family small businesses and industry to avert the effects of the COVID-19 pandemic.



Figure 9: National Economic Blueprints and Real GDP growth rates: 1980-2020



Source: Ministry of Finance and Economic Development, 2020

Real GDP growth rate increased from 4.7% (2017) to 5.5% (2018) in response to the TSP policy measures. In 2019 the real GDP contracted to -6% and in an effort to stabilize the economy, government reintroduced the local currency along with other fiscal and monetary reforms which resulted in an improvement to -4.1% in 2020. The real GDP is expected to grow by 7.4% in 2021. The Dutch auction rate system introduced in June 2020 stabilised the exchange rate. Exchange rate stability and increased access to foreign exchange stimulated industry recovery which saw capacity utilization increasing from 36.4% in 2019 to 47% in 2020 albeit dampened by effects of the COVID19 lockdown measures. The global restrictions on travel and international distribution of goods resulted in a boost in locally produced goods which saw a 40% increase in the occupation of the shelf space by local products in supermarkets.

Furthermore, the government implemented the fiscal consolidation programme in an effort to maintain fiscal deficits averaging not more than 3% of GDP in line with the Southern African Development Community (SADC) targets. For example, Government managed to contain the Public Wage Bill to below 50% of Government revenues. Fiscal consolidation measures were complemented by a tight monetary policy regime pursued by the Reserve Bank of Zimbabwe and exchange rate stability induced by the Dutch auction system. These factors culminated in reduction of year on year consumer price inflation which fell from 240.1% in March 2020 to 194.1% in April 2021 and is expected to fall further to 55% in July 2021⁴³. The gross national income (GNI) per capita decreased from US\$1189.84 in 2018 to US\$1159.81 in 2020. Mobile banking has resulted in increased financial inclusion with recorded active users standing at 47.9% of the population. In total, the proportion of banked adults sat at 69% in 2020 and is expected to grow to 80% at the close of the year 2021.

⁴³<https://www.rbz.co.zw/documents/press/2021/May/MPC-Resolutions---30-4-2021.pdf>



The national unemployment rate increased from 4.8% in 2014 to 16.4% in 2019 for people aged 15 years and above. This is due to the change in the definition of unemployment which removed persons doing own-use production work for own consumption from the employed. However, certain groups are more affected, like women, youth and people living in rural areas⁴⁴. The proportion of young women employed to the total employment (28.4%) is lower than the proportion of young men employed to the total population (44.3%)⁴⁵. The youth unemployment rate was high in females with a rate of 30% while male was 25%. About 78% of the youths aged between 15 and 35 years are in informal employment. Further, under-employment rate of those above 15 years spiked from 15 % in 2014 to 27% in 2019. This is mainly explained by lack of decent and productive work opportunities resulting in labour underutilization, low incomes and low productivity. The lack of quality private sector jobs leaves talented young people with few pathways to wage employment. The number of youth (15-35 years) not in employment, not in education and not in training also increased from 27% in 2014 to 47% according to the 2019 Labour Force and Child Labour Survey (LFCLS).

The 2019 LFCLS estimated that around 976 thousand of the working population aged fifteen years and above were in the informal sector of whom 40 percent were in urban areas and 26 percent were in the rural areas. The informal economy tends to generate low productivity jobs, with significantly high levels of decent work deficits and highly correlated with inequality. In line with the employment creation, the education sector has strengthened the Guidance and Counselling Programme to eliminate school dropouts, keep boys and girls in school till completion and promote equitable exposure to the world of work for all pupils from as early an age as possible through cluster-based career exhibitions. In addition, the Government provided through the 2020 National Budget, Youth Employment Tax Incentive (YETI), as well as fiscal support of ZWL \$2.6 billion to support labour intensive projects that absorb the unemployed Youths. Further, the Training for Enterprise (TFE) through Vocational Training Centres, Formalisation of Youth Businesses has contributed to employment creation, with more than 45,000 persons having been trained during the period from 2017 to 2020⁴⁶.

The NDS1 prioritises improving the performance of the manufacturing sector through value addition with particular focus on the following: Agro-Processing; Pharmaceutical; Bus and Truck Assembly; Iron and Steel and General Engineering; and Plastic waste value chains which is consistent with SDG 8.2. The NDS 1 also prioritises the formalisation and capacitation of the small-scale miners through the Mining Industry Loan Fund which is consistent with SDG 8.3 which seeks to promote development-oriented policies that support productive activities, decent job creation, entrepreneurship, creativity and innovation, and encourage the formalization and growth of micro-, small- and medium-sized enterprises, including through access to financial services. Initiatives are underway to formalise the informal sector to boost levels of production needed to fully exploit opportunities arising from the African Continental Free Trade Area (AfCFTA).

⁴⁴Zimbabwe Statistics Agency (ZIMSTAT), 2020. 2019 Labour Force and Child Labour Survey Report (LFCLSR)

⁴⁵International Labour Organization (ILO) database

⁴⁶The Ministry of Youth, Sport, Arts and Recreation

**Table 22: Key Macroeconomic Variables**

National Accounts (Real Sector)	2021	2022	2023	2024	2025	2026	2027
Real GDP at market prices (Million ZWL\$)	19,593.3	20,663.4	21,735	22,872.3	24,013.3	25,211.7	26,448.4
GNI Per Capita Income (US\$)	1,842.16	2,137.08	2,712.65	2,960.74	3,207.33	3,396.91	3,571.23
Nominal GDP at market prices (Million ZWL\$)	2,399,087.71	3,045,739.99	3,560,346.7	4,002,506.7	4,465,893.3	4,966,323.3	5,482,199.9
Real GDP Growth (%)	7.4	5.5	5.2	5.2	5.0	5.0	4.9
Gross Capital Formation (% of GDP)	9.45	10.60	12.01	13.69	15.65	19.09	22.91
GDP Deflator		20.4	11.1	6.8	6.3	5.9	5.2
Inflation (Annual Average) %	134.8	23.7	10.5	7.5	5.8	5.5	5.2
Formal employments (000)	963.2	1094.7	1236.6	1398.4	1572.8	1769.0	1985.9

Source: Ministry of Finance and Economic Development.

Challenges

Sustaining fiscal sustainability; exchange rate and currency stability remain key to ensuring a competitive business operating environment that is conducive to attracting investment to bolster economic growth. Fiscal sustainability can be undermined by weakening capacity generate and collect fiscal revenues. Tax revenue as percentage of GDP declined from an average of 18% of GDP in 2015 to 13% by 2020, due to growing informalisation of the economy; high number and value of fiscal incentives; levying of Government fees below cost recovery and leakages manifesting through smuggling; underreporting of revenue particularly on US dollar transactions; corruption⁴⁷ and under performance of the economy due to COVID 19 pandemic. Under NDS1 government is targeting to strengthening revenue collection effort through reviewing and streamlining tax incentives, formalising the informal sector, upgrading of the audit and tax services of large taxpayers, as well as linking ZIMRA systems with other agencies.

⁴⁷NDS1- under Fiscal position.

⁴⁸UNIDO database.

SDG 9: Build Resilient Infrastructure, Promote Sustainable Industrialisation and Foster Innovation

The quality of infrastructure in an economy is correlated to the quality of life of the citizens in a country and has an important bearing on sustainable long-term economic growth. Infrastructure in Zimbabwe has been deteriorating over the last two decades due to underinvestment in routine and periodic maintenance; loss of skills and limited capital to undertake new infrastructure projects among other factors. This has resulted in Zimbabwe being ranked number 127 out of 138 countries in the Infrastructure Index under the 2017-2018 World Economic Forum Global Competitiveness Report. Deterioration in the country's stock of infrastructure particularly industrial infrastructure undermined the performance of productive sectors of the economy. Other sectors with infrastructure deficits include health (hospitals and related infrastructure, education, (schools and colleges), mining, sports and arts (stadia and recreational facilities), water resources (dams and water and sanitation and hygiene), tourism, energy, transport, Information Communication Technologies (ICTs) and industry. In addition, Government recognised the need to address the challenges caused by natural disasters and effects of climate change.

Government is developing the National Infrastructure Master Plan aimed at identifying and addressing the infrastructure challenges across all sectors of the economy. The various lead Ministries have identified projects relating to their sectors. The aim is to have a coordinated approach to the delivery of infrastructure in the country. Sector specific infrastructure plans will feed into the National Infrastructure Master Plan.

Progress

In 2019 Government launched the National Industrial Development Policy (2019-2023) which seeks among other objectives to increase the manufacturing sector's contribution to gross domestic product to 30% and its contribution to exports to 50%. This policy stance is consistent with SDG 9.2 which seeks to promote inclusive and sustainable industrialisation, raise industry's share of employment and gross domestic product. The Manufacturing sector's contribution to GDP declined by 10% in 2020 and is expected to recover to an average 6.6% over the period 2021 to 2025. The manufacturing valued added (MVA) to GDP also declined from 8.2% in 2016 to 7.3% in 2019⁴⁸. The manufacturing sector also accounted for 7.5% of total employment in 2019.

Government is prioritising rehabilitation and expansion of road infrastructure since it is a critical enabler for economic growth and transformation. As noted in the NDS1, of the total estimated 84,000 km of road network, equivalent to 93% of the network is in fair or poor condition and in need of rehabilitation or periodic maintenance. In this regard, the NDS1 targets to increase the number of kilometres of road network converted to meet Southern Africa Transport and Communications Commission (SATCC) standards from 5% to 10% by 2025 and to increase the number of kilometres of road network in good condition from 14 702km in 2020 to 24 500km by 2025.



The need to address the country's infrastructure deficits requires huge capital injections. The Transitional Stabilisation Programme (TSP) estimated that rehabilitating Zimbabwe's entire road network would require about US\$5.5 billion. It also estimated that the National Railways of Zimbabwe (NRZ) requires in excess of US\$2 billion worth of investment for its rolling stock and to rehabilitate its entire network⁴⁹. This funding requirement is way beyond the government ability to provide through the Public Sector Investment Programme (PSIP). Use of devolution funds on infrastructure development will go a long way towards revamping infrastructural development using sub national structures of Government (i.e. Local Authorities). Further, government is developing a long-term national road infrastructure improvement plan to upscale private investments and Development Partner assistance in the transport sector. Given the need to improve on border efficiency government undertook to rehabilitate and upgrade the various border posts around the country, starting with Beit-Bridge border post currently underway⁵⁰. Rehabilitation of the Beitbridge-Harare highway has created opportunities for women in the male-dominated road construction industry, and has been hailed for creating employment for women⁵¹.

Out of the total rail network of 2,627 km, about 229 km or 9% is under caution. The deteriorated infrastructure has also led to prevalence of accidents and derailments. Rolling stock is also suffering from low availability and utilization and, as a result, the railway is not able to meet current demand for freight services. Currently, out of a total fleet size of 166 locomotives, only 60 are operational, which include 3,100 wagons for freight transportation. Resultantly, freight carriage has fallen from a peak of 18 million tonnes in 2007 to averages of 2.6 million tonnes per annum in 2020.

Increasing investments in aviation infrastructure can open up the country to more regional trade and increase the country's competitiveness in the region. Under the NDS1, the main objective is to have a reliable safe world-class air transport infrastructure and services. The target is to increase the annual cargo handling capacity of the existing international airports from 40.2 million tonnes to 43.0 million tonnes by 2025 and the number of passengers uplifted from 0.5 million to 2 million by 2025. The NDS1 also targets to improve marine infrastructure and services as well increase passenger handling. The target is to increase capacity and number of boats handled from 1 300 in 2020 to 1 400 by 2025.

Significant progress has been made in ICT infrastructure which is the bedrock for digital services rollout. Digital technologies have become the cornerstone and key enabler for Government operations, businesses and access to basic services by individuals. In 2017, fixed broadband (fiber) and mobile broadband stood at 8,765km and 3,74 mobile broadband base stations respectively. At the end of 2020, approximately 9500km fiber and 4,012 mobile broadband base stations had been deployed amid the harsh economic conditions. Subsequently, there has been an increase in active mobile penetration rates of 94.2% and the internet penetration rate, which stood at 60.9%, as at the end of 2020 having increased from 50.8% in 2017. In order to improve efficiency and effectiveness in Government internal operations and administration, Government successfully commissioned the National Data Centre and launched the Local Authorities

⁴⁸UNIDO database.

⁴⁹<https://www.idbz.co.zw/sector-operations/transport>

⁵⁰<https://www.businesslive.co.za/companies/financial-services/2021-02-12-native-rmb-celebrates-landmark-transaction-beitbridge-border-post-modernisation-project/>

⁵¹<https://www.zbcnews.co.zw/beitbridge-harare-rehabilitation-project-creates-employment-for-women/>



Digital System (LADS) which is a locally developed Enterprise Resource Planning (ERP) solution expected to be used in 92 local authorities. Other initiatives being undertaken by Government and the private sector include set up of the National ICT Device Factory, implementation of National Data Centre, development of E-Government Enterprise Architecture and Interoperability Framework, upgrade of Government Internet Services Provider (GISP) infrastructure, enhancement and optimization of Government common connectivity infrastructure, expansion Public Finance Management System (PFMS) coverage to all districts, and establishment of Community Information Centers at sub-national levels.

These have been prioritized under NDS1.

However, huge capital requirements have affected the implementation of major ICT project. The slow pace in ICT infrastructure sharing has also negatively affected the deployment of competitive digital services leading to high access costs and the low internet usage rates. The Digital Terrestrial Television Project (ZimDigital) which entails migration of the national broadcasting grid from analogue to digital in accordance with the International Telecommunications Union's (ITU) 2015 requirement for global migration is 40% complete. This ZimDigital Project resulted in the digitalisation of 18 out of 48 television transmitters and 5 out of 25 FM radio transmitters were installed. The completion of the ZimDigital project will improve access to information in line with SDG 9c.

The TSP pegged the housing backlog at 1.25 million units. Since then the sector managed to record the following achievements: -

- Development of 164 195 fully serviced residential stands across the country;
- Development of 49 870 completed houses; and
- Rehabilitation and construction of social amenities infrastructure.

To resolve the housing backlog, government is taking a holistic approach in planning for housing settlements, which will include planning for provision of key basic infrastructure such as ICTs for the development of smart settlements for both urban and rural areas. Within the NDS1 period Government is, targeting a cumulative 220 000 housing units to be delivered as a function of effective demand. Further, the proportion of households with access to safe drinking water is expected to increase from 77 % urban households and 51% rural households in 2020 to 90% urban household and 61% rural household in 2025 as requisite infrastructure is put in place. Access to social amenities is also targeted to increase from 62% in 2020 to 71% by 2025.



Challenges

Budgetary constraints, derailed progress on the construction of Outdoor Public Viewing Screens (OPVS) which are community owned. The OPVS are intended to improve access to information through content beamed on these screens. The target which has not been met was to have the first five out of eleven operationalised by the first quarter of 2020. Delivery of affordable and quality settlements has also been hindered by a number of challenges, notably:

- Rapid urbanisation resulting in growth of informal settlements that lack title to land and access to basic services infrastructure and
- Limited investment in on and off-site infrastructure for the provision of basic services such as roads, water and sanitation services;
- COVID 19 has also exposed the digital divide between rural and urban centres with regards to accessibility to information communication technology (ICT) infrastructure for e-learning for example.

The Gini coefficient is one of the most frequently used measures of economic inequality. The coefficient can take any values between 0 to 1 (or 0% to 100%). A coefficient of zero indicates a perfectly equal distribution of income or wealth within a population. A coefficient of one represents a perfect inequality when one person in a population receives all the income, while other people earn nothing. See more details on achievements under the section on International Remittances below.

SDG 10: Reduced Inequalities within and among countries

Inequality is multi-dimensional, with a number of drivers and sources that include: earnings, differences in gender participation in the labour force, natural resources of the economy and income-related human capital indicators such as education and health. The COVID-19 pandemic as well as the rising levels of informality in the country have exacerbated inequality. Rising informality results in high decent work deficits which are highly correlated with inequality. Left unaddressed, inequalities are self-reinforcing, fuelling even greater poverty and inequality. Disparities in access to essential services can amplify the risks of being left behind for the vulnerable groups. Education provision for example is uneven, with resources concentrated in urban areas. Rural women lag behind their urban counterparts in terms of literacy; access to finance; reproductive health services. Poor rural areas lack adequate healthcare, nutrition and access to water and sanitation. Drivers of inequality include economic, social, political and environmental factors; gender norms.

Progress

According to the 2019 Rapid Poverty, Income, Consumption and Expenditure Survey (PICES), the Gini coefficient was 0.504 in 2019 up from 0.435 in 2017⁵². This suggests growing welfare inequality in Zimbabwe over the recent years and an increase in the gap between the rich and the poor. Inequality varies by place of residence and was slightly higher in urban areas (0.398) compared to rural areas (0.361). The national Gini coefficient was much higher than the one for rural and urban areas separately which is indicative of the large gap in median consumption expenditures between rural and urban areas. Income inequality in Zimbabwe fared better relative to world average, with the bottom 50% of the population accounting for 22% of the income against a world average of 10%.

In 2018, the richest 10% of Zimbabweans took more income than the poorest half of citizens. Seventy percent of citizens live below the national poverty line; poverty in rural areas is at 86%, and has been increasing since 2001. Significant divides in access to essential services are creating traps for disadvantage. Approximately 32% of the rural population drink from unprotected water sources. Gender inequality as Zimbabwe was ranked 129th in the 2017 Gender Inequality Index (GII), with a rating of 0.534 and 0.525 in 2020 ranking at number 129 out of 189 countries. The GII reflects differences in the economic, social and political status of women and girls. For example, when Cyclone Idai hit Zimbabwe in March 2019, it hit women, children, disabled people and poor township communities hardest.

SDG 10.7 targets to facilitate orderly, safe, regular and responsible migration and mobility of people, including through the implementation of planned and well-managed migration policies. The National Labour Migration Policy which was adopted in 2019 provides a framework to establish a well-managed, sustainable and inclusive labour migration management system that



promotes good governance and effective regulation of labour migration, and protects the rights of labour migrants and their families.' The NLMP seeks 'to harness and maximise the benefits of (inward and outward) labour migration for national development, including through remittances and investment promotion and functional labour market information systems.'

The country is making progress in leveraging on diaspora remittances inflows for sustainable development through increasing incentives, reducing the cost of remittances services and improving the overall investment climate⁵³. These initiatives will aid the achievement of SDG 10.c which seeks to reduce to less than 3 per cent the transaction costs of migrant remittances and eliminate remittance corridors with costs higher than 5 per cent by 2030.

Zimbabwe also has voting rights in all organisations in which it is part to except in instances in which it is serving suspension due to challenges relating to arrears and subscriptions.

Challenges

Challenges relate to the effectiveness of economic and social policies in addressing the widening inequality gaps which have been further exposed by the COVID 19 effects. Addressing the drivers of inequalities may entail investing more in public services and social protection; addressing issues of unpaid care and domestic work; guaranteeing equality and non-discrimination; and address harmful cultural practices, such as gender-based violence and child marriage. Increasing volatility at the macro and household level, the persistence of inequalities and exclusion, threats posed to sustainable development by climate change and changing population trends have heightened the relevance and political momentum for social protection globally⁵⁴.

⁵²The Gini coefficient is one of the most frequently used measures of economic inequality. The coefficient can take any values between 0 to 1 (or 0% to 100%). A coefficient of zero indicates a perfectly equal distribution of income or wealth within a population. A coefficient of one represents a perfect inequality when one person in a population receives all the income, while other people earn nothing.

⁵³See more details on achievements under the section on International Remittances below

⁵⁴UNICEF. *Collecting Data to Measure Social Protection Programme Coverage: Pilot-Testing the Social Protection Module in Viet Nam. A methodological report.* New York: UNICEF, 2016. <http://mics.unicef.org/files?job=W1siZilsjJlwMTGvMDcvMTkxMjAvMzcvMzAvNzQoL1ZpZXRUeW1fUmVwb3JoX1BpbG9oX1Rl-c3RpbmdfU1BfTW9kdWxlX0RlY2VtYmVyXzlwMTZfRklOQUwuUERGI1d&sha=3df47c3a17992c8f>

SDG 11: Make Cities and Human Settlements Inclusive, Safe, Resilient and Sustainable

Housing delivery is one of the national priorities identified in NDS 1 given that Zimbabwe has a daunting housing backlog hovering beyond 1,25 million, with the majority in the urban areas. This has over the years resulted in the emergence of unplanned informal settlements. The country has more than 30 000 villages, thousands of farm and plantation settlements as well as some 500 urban centres (including 32 Urban Council areas). These vary in spatial size, demographic structure and size, environmental and economic character.

Progress

A National Human Settlements Policy (NHSP)⁵⁵ was developed in 2019 to spearhead human settlements programming. Government is seized with efforts to promote, facilitate and provide safe and affordable housing and social amenities. SDG 11. 1 and 11.7 focuses on ensuring access to adequate, safe and affordable housing and basic services and upgrade slums/ upgrading of informal settlements) and providing access to safe, inclusive and accessible green and public spaces respectively. To this end, construction of housing units, blocks of flats and servicing of residential stands have been implemented. Since 2017, 164 195 residential stands have been fully serviced and 49 870 housing units have been constructed.

Government has also embarked on the regularisation of informal settlements programmes in various local authorities where proper planning and provision of requisite infrastructure is being done. The programme is currently being implemented in 4 settlements. Furthermore, the sector is championing an urban renewal programme. To ensure the successful implementation of the programme, responsibility lies with local authorities, central government and potential investors. Some of the already existing infrastructure in urban settlements including the dwellings are dilapidated, necessitating the need for renewal. Currently, the programme is being implemented in 3 cities namely Mutare, Bulawayo and Harare.

Construction and rehabilitation of social amenities infrastructure is underway. These include schools, clinics, recreational parks and micro, small and medium enterprises (MSMEs) workspaces i.e. vendor marts, market stalls and factory shells. The NDS1 notes that the country's cities are the biggest polluters, poisoning rivers, dams and underground water with germ-laden sewage, industrial waste and small-scale miners dumping the worst poison mercury. Nationwide, council water sources are amongst the most polluted water bodies. SDG 11.6 highlights the need to reduce the adverse per capita environmental impact of cities, including paying attention to air quality and municipal and other waste management.

⁵⁵Development of NHSP was guided by and seeks to frame implementation of the relevant aspects of Agenda 2030, the African Union's Agenda 2063, Zimbabwe's Vision 2030 (of an upper middle-income country) and the national Constitution (Amendment No. 20 of 2013).



The Government is putting relentless effort towards achieving sustainable cities and communities by 2030. For example, the main policies and strategies in place relating to waste management include; the National Climate Policy (Section 3.4), National Climate Change Response Strategy (Section 3.3.4), National Environmental Policy and Strategies, Integrated Solid Waste Management Plan. The main activity drivers for waste in Zimbabwe are population growth, urbanization, GDP, unsustainable consumption and poor waste management practices.

Furthermore, Local Authorities are in the process of construction of scientifically designed landfill sites to reduce environmental pollution. In the same vein, waste characterisation studies are being carried out to ensure waste separation at sources of disposal by citizens.

Significant progress has been made towards reducing the adverse effects of natural disasters as well as disaster risk reduction. Notably, Zimbabwe has endorsed the Sendai Framework for Disaster Risk Reduction 2015–2030, the global blueprint for reducing existing disaster risk and preventing the creation of new risks. In addition, Government is undertaking the following programmes:

- Disaster Risk Management training programmes in schools and communities;
- Development of DRM curriculum for schools;
- Drafting of the DRM Bill, which is at the final stages of approval;
- Establishment of a Standing Cabinet Committee on Environment, Disaster Prevention and Management;
- Establishment of an Integrated Emergency Operations Centre and
- Capacitation of officials on DRR at local and international level.

Government has approved the concept of the New Smart City being constructed on 18,000 hectares of land in Mt Hampden with the New Parliament Building as the catalyst.

Although there are positive changes with regards to some of the indicators relating to SDG11 this progress has been sluggish owing to the challenging economic environment. There is positive strides in putting in place policy frameworks to ensure sustainability in cities and communities. In collaboration with the private sector.

Limited transport infrastructure has also made cities in the country heavily congested hence lowering the quality of life of most urban dwellers. Deficiencies in public transport systems have given rise to an informal transport sector. SDGs 11.1, 11.3 and 11.7 seek to:

- Ensure access for all to adequate, safe affordable, housing and basic services and upgrade slums;
- Enhance inclusive and sustainable urbanisation and capacity for participatory, integrated and sustainable human settlement planning and management and
- Provide universal access to safe and inclusive and accessible, green spaces in particular for women and children, older persons and persons with disability respectively.



Achievement of these SDGs will also depend on work being done to achieve SDG 9 on building resilient infrastructure. Urban infrastructure including housing and social amenities are lagging behind the demand arising from rapid urbanisation. As noted earlier the TSP pegged the housing backlog at 1.25 million units. The majority of urban residents are unable to access or afford land or housing in the formal sector. Hence, there has been a mushrooming of informal settlements⁵⁶ around major cities and towns across the country with inadequate infrastructure and services. Meeting the requirements of SDG 8.3 will also increase the income earning capacity of home seekers as currently the majority of the informal settlement dwellers eke out a living in the informal sector as informal entrepreneurs. Government has in some cases regularised informal settlements through phased upgrading of the settlements based on incremental provision of services and tenure.

Table 23 shows that the proportion of the urban population living in slums, informal settlements or inadequate housing has averaged about 0.33 over the period 2014-2019. The average share of the built-up area of cities that is open space for public use for all has been constant over the same period at 0.05.

Table 23: Trend of SDG 11 of Selected Indicators

	2014	2015	2016	2017	2018	2019
Proportion of urban population living in slums, informal settlements or inadequate housing	0.33	0.33	0.33	0.4	0.33	0.33
Average share of the built-up area of cities that is open space for public use for all	0.05	0.05	0.05	0.05	0.05	0.05
Proportion of population living in cities that implement urban and regional development plans integrating population projections and resource needs, by size of city	100	100	100	100	100	100

Source: Ministry of Local Government, Public Works and National Housing and 2017 ICDS

Limited transport infrastructure has also presented challenges in achieving SDG 11.2, which seeks to provide access to safe, affordable, accessible and sustainable transport system for all, improving road safety, notably by expanding public transport, with special attention to those in vulnerable situations, women, children, persons with disabilities and older persons.

Deficiencies in public transport systems have given rise to an informal transport sector. The Government is in the process of rebuilding a mass transit system through the resuscitation of the Zimbabwe United Passenger Company (ZUPCO). An efficient mass transit system is vital and central to sustainable development. It is within this context that Government has prioritised revamping the Bus and Truck assembly value chain and the rehabilitation and expansion of the road transport network which will also lead to achievement of SDGs 9b on industrial diversification and value addition of commodities (i.e. adding value to iron ore to meet steel requirements for the bus and truck value chain) and SDG 9a on facilitating resilient road infrastructure.

⁵⁶Informal settlements are residential areas where housing units are constructed on land to which the occupants have no legal claim or which they occupy illegally and unplanned settlements and areas where housing does not comply with statutory plans and building regulations (unauthorized housing) and is often situated in geographically and environmentally hazardous areas (UN-Habitat, 2003).



Zimbabwe's local authorities are using the SDG framework to address concrete challenges facing their residents. Some of these relate to ageing infrastructure, serious service deficits, rising poverty, informality and job losses arising from economic constraints. Added to these everyday challenges are issues of the climate change-induced disasters like floods, tropical storms and cyclones and other extreme weather events (as noted in SDG 11.5) that are becoming more frequent in rural and urban Zimbabwe. Local authorities are at the forefront in assisting communities deal with these issues through delivering water and sanitation, affordable housing, quality education and health services before, during and after emergencies.

Challenges

According to NHSP (2019), the challenges faced in Zimbabwe's old and new human settlements reflect constrained spatial planning that has not been transformed from a fragmented colonial national and local spatial development model. All categories of settlements in Zimbabwe are established and sustained by an economic purpose. Even settlements initiated to deliver administrative or service needs eventually trigger economic streams that need facilitation. Unfortunately, some economic drivers have weakened over time affecting the sustainability of the settlements built around them.

Mining, commercial farming, manufacturing, tourism and heavy industrial activities have gone through localized and national economic 'recessions' straining the growth and sustenance of settlements these economic activities drove. Further, recent urban settlement growth in Zimbabwe has been generally devoid of sustainable industrial development. Green options (energy, jobs etc.) have also not been optimized. Weak administration of land for different urban and rural uses (agricultural and non-agricultural) has resulted in unsustainable development. COVID 19 has further exposed the need for adequate housing, water and sanitation, health services which are even more in demand and needed as a result of the pandemic.

SDG 12: Ensure sustainable consumption and production patterns

Sustainable consumption and production enhance resource and energy efficiency, sustainable infrastructure and access to green and decent jobs, contributing towards sustainable development. The Environmental Management Agency (EMA) promotes the sustainable management and efficient use of natural resources in line with SDG 12.2. This is achieved through undertaking environmental impact assessment of projects that have potential to disturb the environment i.e. dam construction; mining ventures; housing development projects etc; environmental audits; penalties to environmental polluters and producing regular reports on the status of the environment.

SDG 12.3 seeks among other issues to reduce food losses along production and supply chains, including post-harvest losses. Postharvest losses, estimated at 20 to 30 percent in storage alone, can be as high as 40 percent when including field, transportation, handling and processing losses. In most communal areas of the country, grain production is characterized by one year of good production followed by two or three years of deficit⁵⁷. Local University researchers have been challenged to model their research towards meeting sustainable development goals of reducing postharvest losses by at least half by the year 2030 to enhance the food and nutritional security⁵⁸. Solving the problem of post-harvest losses, and building safe, long-term storage for grains will have a major positive impact on the financial lives of smallholder farmers, as well as the health of their communities through improved nutrition, besides benefiting the environment⁵⁹.

Progress

In an effort to promote sustainable environment management and waste disposal, the country launched the national clean-up campaign under the theme 'Zero Tolerance to Litter – My Environment' on the 5th of December 2018. The first Friday of each calendar month has been officially declared the National Environment Cleaning Day. The objectives of the clean-up campaigns are to ensure the environment is safe, clean and healthy, ensure environmental sustainability, promote environmental awareness, restore community pride, promote local trade and tourism, restore wildlife habitats, engage communities in long-term environmental initiatives and to eradicate diseases, such as cholera and typhoid. Littering has been designated a level three offense that attracts a fine.

In July 2017, EMA banned the use of containers made of expanded polystyrene (EPS) by the food industry and recommended their replacement with recyclable or biodegradable ones. SDG 12.7 promotes public procurement practices that are sustainable, in accordance with national policies and priorities. In January 2018 the Public Procurement and Disposal of Public Assets Act came into force and board of the Procurement Regulatory Authority of Zimbabwe (PRAZ) was appointed. PRAZ has rolled training programs for government MDAs developed Electronic Government Procurement (e-GP) strategy, e-GP Guidelines and Business Process

⁵⁷http://www.fao.org/fileadmin/user_upload/emergencies/docs/Africa-Zim_crop.pdf

⁵⁸See <https://www.herald.co.zw/call-to-cut-post-harvest-losses/>

⁵⁹<https://www.zimbabwesituation.com/news/post-harvest-losses-under-the-microscope/>



Re-Engineering Report.

All companies listed on the Zimbabwe Stock Exchange are now mandated to publish sustainability reports. This follows the gazetting of Statutory Instrument 134 of 2019 on 14 June 2019 in an effort to enhance transparency, disclosures and accountability in the governance of listed companies. Section 400 deals with sustainability reporting and makes the following mandatory provisions:

- (1) 'the issuer must disclose its sustainability policy, including mitigation of risks, sustainability performance data and other material information which deepens stakeholders' understanding of corporate performance.'
- (2) 'the issuer should provide a balanced and objective view of their performance by including both positive and negative impacts on environment and society, how it relates to its stakeholders and contribute to sustainable development.'
- (3) 'the issuer is encouraged to apply internationally accepted reporting frameworks.'

Section 401 (1) specifically states that, 'The ZSE encourages the adoption of international reporting frameworks, such as the Global Reporting Initiative (GRI), Sustainability Reporting Guidelines or standards in disclosing the company's sustainability performance...'

Challenges

The major challenge is the lack of statistics to measure some of the indicators under this goal as reflected by the 50% data gap in the ZIMSTAT data portal. Relatively low levels on and off farm value addition is leading to significant post-harvest losses. Limited safe, long-term storage for grains for smallholder farmers, remains a challenge with regards to reducing post-harvest losses. Sustainable management and efficient use of the country's natural resources endowments in line with SDG 12.2 still needs to be improved. Recycling levels are not as high as they could be in order to reduce food waste at the retail and consumer levels as well as along production and supply chains in line with SDG 12.3.



SDG 13: Take urgent action to combat climate change and its impacts

In line with SDGs 13.1 to 13.3, Government is focusing on: strengthening the resilience and adaptive capacity to climate related hazards and natural disasters across the country; integrating climate change measures into national policies, strategies and plans and improving the education, raising awareness, human and institutional capacities on climate change mitigation, adaptation, impact reduction and early warning systems to advance the implementation of SDG 13. The impacts of climate change and variability are becoming more evident with increased incidences of droughts, cyclones, floods, hail-storms and heat waves.

Thus, Government considers improving on adaptive capacity, increasing climate knowledge and reducing over-relying on climate sensitive sectors as key to reducing the country's vulnerability to climate change. The impacts of climate change pose serious risks to the main economic sectors such as agriculture, forestry and water resources. Thus, Zimbabwe, set itself an ambitious target to green the economy by 2030 and mainstream climate change adaptation and resilience into its policy frameworks. The country has also developed a Long-Term Low Emission Development Strategy (LEDS) which provides a range of options to contribute in the climate change goal of limiting the global temperature increase.

Progress

In line with SDG indicator 13.b.1 which focuses on countries receiving specialised support for mechanisms for raising capacities for climate related planning and management including focusing on women, youth, local and marginalised communities. The country has received resources which were mobilised from different international financial mechanisms such as Green Climate Fund (GCF), Adaptation Fund and Global Environment Facility (GEF). These resources are complementing national resources to raise capacities for climate related planning and management. Some of the project initiatives for which the country received support include: Building Capacity to Advance the National Adaptation Planning Process in Zimbabwe); National Communications); Support Towards Implementing Zimbabwe's Nationally Determined Contributions (NDC; Enhanced Climate Action for Low Carbon and Climate Resilient Development Pathway Project).

The National Adaptation Planning Project seeks to strengthen the enabling environment for adaptation planning and implementation in Zimbabwe. The project will see the mainstreaming of climate change in development planning in all province and district structures. Under the project, there is a component of climate change mainstreaming training for Provincial Development Committee (PDC) members. Local Universities are offering the training. Participants will be trained on how to mainstream climate change in development frameworks and budgets. The selected Universities are being awarded research grants to support a (i) short training course on climate change for representatives of each PDC (ii) joint University and PDC local research on climate change challenges and the priority suitable interventions that can be implemented



towards adaptation. Under the project, documentaries have been produced which profiles vulnerabilities of different communities in Zimbabwe.

In February 2021 the government launched the: National Climate Change Learning Strategy; Climate Change Mainstreaming Module for Development Planning; National Adaptation Planning Process Communication Strategy; and the Green Climate Fund Country Programme. Implementation of these frameworks will facilitate building of climate resilience of communities and pursue the low-carbon trajectory and enhancing knowledge and awareness on climate change in line with SDG 13.2.

In 2018 Government launched the National Climate Policy and the Climate Smart Agriculture (CSA) Manual for Agriculture Education. The main objective of the Climate Policy is to guide climate change management in the country, enhance the national adaptive capacity towards climate resilience, scale up mitigation actions, facilitate domestication of global policies and ensure compliance to the global mechanisms. In line with SDG 13.3, training of Trainers workshops were done in all government colleges of agriculture with the aim of strengthening capacities of lecturers to impart CSA practices to trainee extension officers who upon deployment will work directly with farmers and convey CSA skills. The deployment of CSA trained extension officers who are employed by government allows for continuous contact with the farmers and enhance adoption of CSA. The manual will help in making the country's agricultural systems climate resilient.

Further, SDG indicator 13.2.1 requires countries to formally communicate the establishment of integrated low-carbon, climate-resilience and disaster reduction development strategies. The country is working on the Compilation of the Fourth National Communication (FNC) to the United Nations Framework Convention on Climate Change (UNFCCC) and the first Biennial Update Report (BUR1).

The country developed the long term Low Emission Development Strategy (LEDS, 2020-2050) in response to the climate change crisis. The LEDS will guide the country to transition and pursue the low-carbon trajectory. The strategy proposes mitigation measures in the four Intergovernmental Panel on Climate Change (IPCC) sectors of Energy; Industrial Processes and Product Use (IPPU); Agriculture, Forestry and other Land Use (AFOLU); and, Waste. Under the GCF supported Readiness Project, a Green Climate Fund, Zimbabwe Country Programme (2021 – 2025) was developed. The identified national priorities for the Zimbabwe's GCF Country Program over the next four years are: Renewable Energy and Energy Efficiency; Integrated Waste Management; Sustainable Forestry Management; Climate Smart Agriculture; and Early Warning and Disaster Risk Reduction.

Challenges

The main challenge in achieving the goal is the increased incidence of climate change. The other challenges relate to unavailability of reliable timely and disaggregated data for monitoring progress in the implementation and reporting on this goal. Limited Climate Knowledge among citizens and over-reliance on donor funds to support climate activities in the country is also a challenge.



SDG 14: Conserve and sustainably use the oceans, seas and marine resources for sustainable development

The targets under this goal are largely not applicable to Zimbabwe which is a landlocked country. However effort are being made to customise it with a focus on inland water bodies. One of the strategies within NDS1 improving fisheries management and utilization. The Government of Zimbabwe has identified fisheries as an important dietary component in food and nutrition security. Fish is a potential dietary alternative to beef and chicken and its nutrition content is important in improving the diet of Zimbabweans. Fish farming in Zimbabwe is a small industry with only a few commercial farms in existence. In 2014, the total production was estimated at 10 600 tonnes and much of the production were Nile tilapia raised in floating cages in Lake Kariba. Fish varieties like the trout is grown in Eastern Highlands for the urban markets and for recreational fishing.

Protected areas are the hallmark of Zimbabwe conservation efforts. Improving their protection status will not only assist the country to attain vision 2030, but will significantly impact on other sectors such as tourism and fisheries.

Progress

Government established the fisheries department in the Ministry of Lands, Agriculture, Fisheries, Water and Rural Resettlement to facilitate development of fisheries and aqua-culture. This department will have the responsibility in the administration, utilization and regulation of fisheries and aquaculture in the 10 000 water bodies across Zimbabwe. The development of the Fisheries and Aquaculture Plan is at the stakeholder consultation stage.

Challenge

The major challenge is the lack of current reliable statistics on the extent of fish farming; the number and characteristics of the fishing vessels. The responsibility for the conservation and management of water bodies including the capture and recreational fisheries lies with the National Parks and Wildlife Authority in the Ministry of Environment Tourism and Hospitality Industries, while the responsibility for aquaculture is with the Ministry of Lands, Agriculture, Fisheries, Water and Rural Resettlement. This arrangement presents potential challenges in the regulation and management of fisheries and aquaculture.

The country needs to have an integrated policy to develop and manage its fisheries and aquaculture sectors. It is expected that the Fisheries and Aquaculture Development Plan currently being formulated by government will integrate and help develop fisheries and aquaculture. This policy will assist in the development and management of aquatic resources addressing also overcapacity, impact of destructive land use practices, pollution and water weeds.



SDG 15: Protect, restore and promote sustainable use of terrestrial ecosystems, sustainably manage forests, combat desertification, and halt and reverse land degradation and halt biodiversity loss

Zimbabwe is richly endowed with natural resources which include renewables (land; forest, water; wildlife) and non-renewables (minerals) among others. The exploitation of these vast natural resources presents immense opportunities to drive sustainable development. The country also has established the Zimbabwe Parks and Wildlife Management Authority whose mandate is to manage the entire wildlife population of Zimbabwe. The country has also established the Forestry Commission, an agency that is responsible for regulating forest utilisation in the country. Forests play a critical role in promoting sustainable development through climate mitigation, cleaning the air, acting as a source of food and medicine, supporting terrestrial biodiversity, water catchment protection, prevention of soil erosion, and providing employment opportunities.

Zimbabwe is a signatory to various international and regional agreements and protocols on the environment. These are:

- Convention on Biological Diversity;
- United Nations Framework Convention on Climate Change;
- United Nations Convention to Combat Desertification;
- The Non-Legally Binding Authoritative Statement of Principles for Global Consensus on the Management,
- Conservation and Sustainable Development of all Types of Forests (Forest Instrument); the Sustainable Development Goals; African Union Convention Article VIII on Vegetation Cover and the Southern African Development Community Protocol on Forestry.

Progress

The country has been experiencing rapid depletion of forests. The deterioration in the country's wetlands ecological biodiversity and integrity also remains a major challenge in the country. Unsustainable agricultural activities, resources extraction and veld fires are major threats to wetlands. According to the Forestry Commission, the country is losing on average 330,000 hectares of forest land per year. This can be attributed to agricultural expansion and tobacco curing, over reliance on fuel wood energy, greater demand for human settlement, uncontrolled veldt fires and invasive alien species among others.

In 2020, the Government gazetted Statutory Instrument No. 71 and 72 as part of efforts to strengthen the Parks and Wild Life Act to deal with poaching and illegal trafficking of endangered species that include pangolins.



Increased mining activities following recent discoveries of gold, diamonds, chrome and coal have resulted in massive clearance of bio-mass as new mines are developed and old mines expanded. Furthermore, an increase in the population of newly resettled areas has resulted in accelerated clearance of forests and woodlands for cultivation. Zimbabwe is also facing an unprecedented rise in poaching and illegal wildlife trade which threatens to destroy the country's rich wildlife resource base. Poaching is threatening the survival of elephants, rhinos, cheetahs, lions, hippos among others.

The Forestry Commission has been on a massive tree planting programme nation-wide through initiatives such as the national tree planting day, schools tree growing and tree care competitions and also at special commemoration such as International Forest Day, World Environment Day among others. In order to consolidate these efforts, the Ministry of Environment, Climate Change, Tourism and Hospitality Industry embarked on a year National Tree Planting Programme in the year 2015 with a view to increasing the country's forest cover and reduce deforestation. Annex 2 shows progress in tree planting for the 2020/2021 season as at 30 March 2021.

The Environmental Management Agency (EMA) is involved in wetlands protection and utilisation projects across the country to demonstrate to communities that wetlands protection and sustainable utilisation is possible. Examples of these projects are: the Nyamuenda Wetland in Nyanga; Domborutinhira in Mutasa; Muvhami Wetland in Makonde; Songore Wetland in Murehwa; and the Njovo wetlands in Masvingo among others, where local communities are benefiting from market gardening, fish farming whilst at the same time conserving their wetlands.

Zimbabwe is tapping from the Global Environment Facility (GEF), an international funding mechanism that presents a tremendous opportunity to address some of the most urgent environmental problems threatening human prosperity and survival, including: global biodiversity loss, climate change, ozone depletion, and the degradation of the world's oceans and other international waters. So far, the country has received US\$148.94 million towards implementation of 42 projects in the area of climate change, bio diversity, and land degradation among others. For example, the Government is implementing a five-year Global Environment Facility funded programme to support conservation initiatives in North Western Zimbabwe. The programme is known as the Hwange-Sanyati Biological Corridor and focuses on three key environmental components; Forestry, Wildlife and Landscape Management. The Forestry component supports improved forest management activities in two gazetted forests (Ngamo and Sikumi) in Hwange as well as a piloted sub project on Reducing Emissions from Deforestation and Forest Degradation (REDD+) activities as a tool for good forest stewardship in Zimbabwe.

Stakeholder efforts have seen the creation of NGO based working groups on woodlands such as Environment Africa, Southern Alliance for Indigenous Resources, Communal Areas Management Programme for Indigenous Resources (CAMPFIRE) Association, Africa 2000, the Environment and Development Action (ENDA), Biomass User's Network, and ZERO among others. These groups interact to exchange ideas on woodland management and work in collaboration with relevant environmental government institutions such as the Department of Agricultural, Technical and



Extension Services (AGRITEX); Environmental Management Agency (EMA); Forestry Commission as well as Parks and Wild Life Authority.

Zimbabwe participates in several transboundary conservation initiatives with other Southern African countries such as Angola, Botswana, Namibia, South Africa, Mozambique and Zambia. For example, it is involved in the Lower Zambezi Mana Pools Trans frontier Conservation Area (TFCA) with Zambia; Great Limpopo Trans frontier Park with South Africa

and Mozambique; Limpopo-Shashe –TFCA with Botswana and South Africa; Kavango –Zambezi TFCA with Angola, Botswana, Namibia and Zambia; as well as the Chimanimani TFCA with Mozambique. The Great Limpopo Trans frontier park management priorities for example, are focused on biodiversity conservation and tourism. The park is exploring a number of intervention strategies, including rehabilitation of the land (Kruger), reforestation through tree planting (Limpopo), reducing the number of cattle and introducing rotational grazing while restoring soil-eroded areas (Gonarezhou), and a planned introduction of 36 alternate fuel sources to counter charcoal use among communities.

There is local recognition of Sustainable Forest Management (SFM) as an important component of sustainable development. In this regard there is great scope to promote Public Private Partnerships (PPPs) and community participation in the forestry sector and create a sense of collective responsibility for all forest types and ecosystems. It is also important to ensure recognition and secure the rights of local communities and smallholders to access forests and trees.

Challenges

Restoring and promoting sustainable forests management, combat desertification, and halting and reversing land degradation and halting biodiversity loss continue to be challenged by competing land uses with expanding urban settlements; agricultural production and mining activities.

SDG 16: Peace, Justice and Strong Institutions

SDG 16 is an enabling goal for 2030 Agenda because it provides the framework for peace, justice for all, and strong institutions, which accelerate implementation of other SDGs. The new 'SDG 16+ Report' suggests inclusive and participatory approach; collaborative and dialogue capacity; data collection; accountable and inclusive institutions; participatory decision-making and responsive policies that leave no one behind, access to justice and rule of law; human rights; localized SDGs, in line with the constitution, with national realities.

Under the Zimbabwean Constitution, every institution is required, not only to encourage national unity, peace and stability, but also facilitate 'equitable and balanced development' and to involve the people and local communities in design and execution of development plans and programmes. Chapter 4 of the Constitution articulates the declaration of rights in Part 1 and in Part 2, the fundamental human rights and freedoms.

Progress

Government is encouraging upholding of Human Rights through alignment of Acts to the Constitution. To date, 15 Acts out of the 19 set for the year have been aligned to the Constitution to among other issues, enhance human rights. Initiatives being implemented by Government through improvement in food security, health and education also enhance human rights as articulated in the Constitution.

Further, Government has established a number of independent commissions to support democracy and entrench human rights through Chapter 12 of the Constitution (Independent Commissions supporting democracy) namely: the Zimbabwe Human Rights Commission (ZHRC); National Peace and Reconciliation Commission (NPRC); The Zimbabwe Gender Commission (ZGC); the Zimbabwe Media Commission (ZMC); and the Zimbabwe Electoral Commission (ZEC). Zimbabwe has also established institutions to combat corruption and crime under Chapter 13 of the Constitution namely: The Zimbabwe Anti-Corruption Commission (ZACC) and the National Prosecuting Authority (NPA).

Implementation of SDG 16 is effectuated through joint programming and initiatives with Civil Society and Independent Commissions. The Justice Sector utilises a multi sectoral approach through the efforts of, the Justice Law and Order Sector (JLOS) addresses issues, gaps and sector related innovations, Membership of the JLOS is drawn from across Government Ministries that are key players in the justice sector, Independent Commissions, Quasi Government institutions and Civil Society with a justice mandate. The JLOS which is housed within the Ministry of Justice, Legal and Parliamentary Affairs (MJLPA), leads the implementation of SDG16. Implementation of SDG 16 by the JLOS is supported by the Inter-Ministerial Task-force on Alignment of Laws. All other Ministries are members of the Inter- Ministerial Task force which is chaired by the MJLPA. The Task force plays a key role in addressing the cross cutting/transversal/structural issues that impact on the implementation of SDGs in the legal statutes.



The passing of the Freedom of Information Act and the Zimbabwe Media Commission Act into law is a major milestone which is consistent with SDG 16.10, which seeks to ensure public access to information and protect fundamental freedoms. These Acts are two of the three proposed laws that will repeal the Access to Information and Protection of Privacy Act (AIPPA) and bring the country's information-related laws into conformity with the Declaration of Rights in the Constitution.

The Freedom of Information Act gives legal effect to Section 62 of the Constitution which provides for the right to access to information as enshrined in the Declaration of Rights. The Freedom of Information Act also sets out the procedure of access to information held by public institutions or information held by any person, which is necessary for the exercise or protection of a right. The Zimbabwe Media Commission Act, focuses on the establishment, structure and operations of the Zimbabwe Media Commission. The Zimbabwe Media Commission is an independent body established by Chapter 12 of the Constitution (section 248-250) and its work is mainly on enhancing access to information and regulating the media sector.

The Ministry of Information, Publicity and Broadcasting Services is working on the Media Practitioners Bill Amendment Bill and Media Practitioners Bill to further advance the achievement of SDG 16.

The Media Practitioners Bill seeks to amend the Principal Act of 2000 whose major shortcoming was the lack of diversity and plurality in the sector is under consideration. The Amendment Bill seeks to further open up the airwaves by licensing community and campus radio stations and privately owned TV stations. The Bill is due for presentation under the Cabinet Committee on Legislation. The Media Practitioners Bill focuses on co-regulation in the sector as well as promoting safety of journalists and media organisations. The bill is under Attorney General's office.

The Corruption Perception Index (CPI) score relates to perceptions of the degree of corruption as seen by business people and country analysts. The country has experienced an improvement in terms of corruption perceptions with the CPI improving from 22 out of 100 in 2018 to 24 out of 100 in 2019 and 2020 while the CPI ranking improved from 160/180 in 2018 to 158/180 in 2019; 157/180 in 2020. To date, 350 out of 396 laws have been aligned to the Constitution. Table 23 below, shows some initiatives undertaken to facilitate the achievement of SDG 16.

**Table 23: Initiatives Undertaken to Facilitate the Achievement of SDG 16**

Initiative	Qualitative Indicators of Progress	Quantitative Indicators of Progress against targets
Aligning of Legislation and Licensing of Campus Radio Stations	Licensing regulations amended and aligned	(6/21) Campus Radio Stations Licensed
Aligning of Legislation and Licensing of (10) Community Radio Station	Licensing regulations amended and aligned	(6/14) Community Radio Stations Licensed
Aligning of Legislation and Licensing of (12) Digital Television Stations	Licensing regulations amended and aligned	6 Private and 6 Public (ZBC) Digital Television Stations Licensed
Aligning Legislation to License (10) Provincial Radio Stations	Licensing regulations amended and aligned	(0/10) Provincial Radios Licensed
Digitalization of (18) Television Transmitter Sites	Provide digital television access to unserved or underserved areas	Digitalization of (18/48) Television Transmitter Sites Completed
Installation of (5) FM Radio Transmitter Sites	Provide radio access to unserved or underserved areas	Installation of (5/25) FM Radio Transmitter Sites Completed
Licensing of Datacasting Players	Improve internet access and foster digital inclusion	Datacasting License Issued to (1/1) Player(s)

Anti-corruption reforms in Zimbabwe have included ensuring the independence of the Office of the Auditor General; strengthening and reconstituting the Zimbabwe Anti-Corruption Commission (ZACC), reforming financial management through a Public Finance Management Act; promoting transparent budget processes; strengthening public procurement; and embarking on a project to validate the Government payroll through a biometric authentication process.

ZACC developed a National Anti-Corruption Strategy; set up committees implement the Strategy; corrupt public officials have been arrested and arraigned before the courts and established MoUs to foster cooperation and alliances with national and international stakeholders in the fight against corruption. MOUs were entered into with Zimbabwe Republic Police, Zimbabwe Revenue Authority, Transparency International Zimbabwe among others.

ZACC engaged development partners in capacity building; developing anti-corruption networks and asset recovery to limit resource leakages. To date ZACC has recovered over US\$100 million worth of proceeds of crime. This is consistent with 16.4 which seeks among others the to reduce illicit financial flows, strengthening and recovery of stolen assets and combat all forms of organised crime.

⁶⁰<https://www.worlddata.info/africa/zimbabwe/corruption.php>; <https://www.transparency.org/en/countries/zimbabwe>



SDG 16.2 seeks to end abuse, exploitation, trafficking and all forms of violence against and torture of children. Zimbabwe is affected by human trafficking as a source, transit and destination country for victims of trafficking. The Government has since stepped up efforts to respond to human trafficking through the establishment of the Anti-Trafficking Inter-Ministerial Committee (ATIMC). The national response to human trafficking is guided by the National Plan of Action (NAPLAC). Zimbabwe is a transit nation in relation to trafficking issues, most victims will be on the move to nations such as South Africa. However, there has been successful prosecution of Zimbabwean nationals that are involved in Trafficking.

Zimbabwe has 45 missions and 5 Consulates around the world which promote the country's foreign policy of engagement and re-engagement and economic diplomacy focused on relations and trade. Zimbabwe is member to SADC; AU; COMESA; UN; Group of 77 (G-77); Non-Aligned Movement (NAM) amongst other international and regional bodies where the country enjoys full voting rights. Zimbabwe has acceded to the African Union's African Peer Review Mechanism (APRM). The AU's APRM, promotes democracy and responsive governance; share experiences, identify deficiencies and evaluate capacity through self-assessment. The decision to join APRM demonstrates commitment to entrench open, transparent, democratic and good governance in the context of wider reforms.

Birth registration is fundamental to the realisation of other rights such as health, education and access to justice. SDG 16.9 targets provision of legal identity for all including birth registration by 2030. According to the 2019 MICS, 48.7% of children's births were registered, up from 44% in 2015 (see Figure 10).

Figure 10: Proportion of children under 5 years whose births have been registered with a civil authority (per cent)

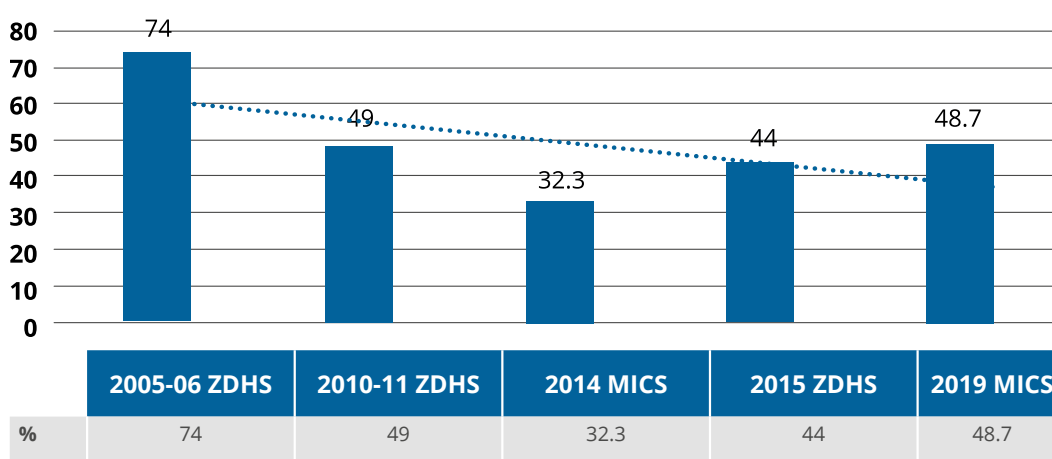




Table 24 below show birth registration statistics for 2020 with the largest number being registered in the 0-1 and 1-2 age groups, which means more children are being registered soon after birth. Please note that the statistics provided are based on computerised birth certificates issued.

Table 24: Birth Registrations in 2020

Sustainable Development Goal	SDG Indicator	Output Indicator				
			Age	Male	Female	Birth Registered Total
Goal 16: Peace, Justice and Strong Institutions: 16.9 By 2030, provide legal identity for all, including birth registration.	Number of children under 5 whose births have been registered with a civil authority, disaggregated by age.	Number of registered births for children under 5 years	0 – 1	9 330	9 096	18 426
			1 – 2	7 246	6 999	14 245
			2 – 3	2 378	2 397	4 775
			3 – 4	1 920	1 881	3 801
			4 – 5	2 607	2 673	5 280

Source: Ministry of Home Affairs and Cultural Heritage/ Department of the Registrar General's Department

The RG's Department is decentralised up to district level however the following challenges have been met in ensuring access to birth registration and birth record. Table 25 shows the percentage of the population subjected to violence (physical, psychological or sexual) in 2018. Assault is the most common type of offense followed by domestic violence and robbery (plain). These statistics call for further strengthening of national institutions responsible for the prevention of violence and combating of terrorism and crime as articulated in SDG 16 a.



Table 25: Percentage of the Population Subjected to Physical, Psychological or Sexual Violence in the Previous Year (2017)

Offence	Total Counts 2018	Percent of Population subjected to physical, psychological or sexual violence	Total counts April 2020 - March 2021	% of population subjected to physical, psychological or sexual violence
Murder	735	0.006	901	0.007
Assault	77,760	0.595	54 331	0.416
Rape (Adult)	1,543	0.012	1387	0.011
rape (Juvenile)	3,038	0.023	3064	0.023
Armed Robbery (Firearm)	561	0.004	869	0.007
Armed Robbery (Other weapons)	2,605	0.02	3034	0.023
Robbery (Plain)	5,218	0.04	4176	0.032
Aggravated Assault	266	0.002	192	0.001
Indecent Assault	1,602	0.012	1448	0.011
Indecent Act with a young person	2,806	0.021	341	0.003
Kidnapping	437	0.003	252	0.002
Human Trafficking	10	0.000	10	0.000
Domestic Violence	21,439	0.164	14908	0.114
Children Acts	310	0.002	207	0.002
Other Sexual Offences	227	0.002	2537	0.019
Total	118,557	0.9	87657	0.671

Source: Ministry of Home Affairs and Cultural Heritage

Table 26 shows the number of victims of intentional homicide per 100,000 people by age group and sex as at 2018. Most of the victims of intentional homicide are in the 20-24 age group at 123 at about 17% followed by the 25-29 and 30-34 age groups at 15% each. There are more male victims of intentional homicide at about 73%.

**Table 26: Number of Victims of Intentional Homicide per 100 000 People by Age**

Group and Sex, 2018

Age Group	Sex			Total Population Per Age Group	Cases Per 100,000
	Male	Female	Total		
0-4	11	16	27	1972247	1
5-9	20	2	23	1697961	1
10-14	14	11	25	1697961	1
15-19	34	16	50	1410614	4
20-24	79	43	123	1201634	10
25-29	85	24	109	1136328	10
30-34	83	26	109	914287	12
35-39	45	11	57	731429	8
40-44	52	5	57	522450	11
45-49	27	16	43	352654	12
50-54	16	2	18	352654	5
55-59	16	7	23	287347	8
60-64	20	2	23	222041	10
65+	32	18	50	561633	9
Total	535	200	735	13061239	6

Source: Ministry of Home Affairs and Cultural Heritage

In terms of the prevalence of violent discipline by caregivers, the share of children who experienced violent discipline by caregivers has increased from 62.6% in 2014 to 64.1% in 2019 as shown in Table 27.

Table 27: Share of children (age 1-14) who experienced any violent discipline by caregivers

	2014	2019
Percentage of children age 1-14 years who experienced any physical punishment and/or psychological aggression by caregivers in the past one month	62.6	64.1

Source: 2014 MICS; 2019 MICS.

In terms of safety, the share of men who feel safe walking around in the area they live was 82.8% when compared with 47.9% for women as shown in Table 28.

**Table 28: Proportion of population that feel safe walking alone around the area they live**

	Women	Men
Percentage of women and men age 15-49 years feeling safe walking alone in their neighbourhood after dark	47.9	82.8

Source: 2019 MICS

With respect to crime reporting, the share of women who experienced physical violence and reported was 40.5%, while the share of men who experienced physical violence and reported was 38.2% as shown in Table 29.

Table 29: Proportion of population experiencing physical violence and reporting

	Women	Men
Percentage of women and men age 15-49 years experiencing physical violence of robbery and/or assault in the last 12 months and reporting the last incidences of robbery and/or assault experienced to the police	40.5	38.2

Challenges

Statistics on some of the indicators remains a challenge to close the 47% data gap on the ZIMSTAT SDG portal.



SDG 17: Strengthen the Means of Implementation and Revitalise Global Partnerships for Sustainable Development

Government has also put a lot of emphasis on building partnerships with the private sector, civil society and development partners to ensure successful implementation of the SDGs. In particular, government has been partnering with the UN Country Team through the Zimbabwe United Nations Development Assistance Framework (ZUNDAF 2016-2021). The ZUNDAF which is co-chaired by Government and the United Nations, is the strategic document via which UN Entities channel their support to the achievement of the SDGs in Zimbabwe. The ZUNDAF is fully aligned to the SDGs and comprises six result areas and fifteen outcomes. The six result areas are: Social Services and Protection; Poverty Reduction and Value Addition; Food and Nutrition; Gender Equality; HIV and AIDS; and Public Administration and Governance. The UN Country Team is in the process of developing the United Nations Sustainable Development Cooperation Framework (UNSDCF) in consultation with the Government and other stakeholders. A results and resources framework has been developed that adopted most of the SDG indicators and also aligned to the NDS¹.

Progress

The collaboration with the UN Country Team was amplified during the development of the National Development Strategy (NDS 1). The UN provided financial and technical support to the process in a tripartite support structure working with the World Bank and the African Development Bank. Collaboration between the UN Country Team and the Government of Zimbabwe resulted in improved dialogue and joint planning between Central and Sub-national Governments as the government rolls out the implementation of devolution. Support has been provided since 2019, for budget planning and implementation capacities for local authorities and central government agencies. The joint convening of the 2019 and 2020 Budget Implementation Planning workshops, provided a platform for capacity building as well as joint Budget Implementation planning between Central Government and Local Authorities. This resulted in the development of improved budget implementation plans and improved prioritization of WASH by urban local authorities in allocating 60% of Inter Government Fiscal Transfers (IGFTs).

Government has also collaborated with the UN Country Team and other Development Partners to strengthening the National Statistical System (NSS) through conducting of surveys to generate critical data and evidence essential to support the monitoring and evaluation of the implementation of SDGs. The country improved its Ease of Doing Business rankings by 15 places for 2020, driven by good performances on starting a business, streamlining approvals for construction permits and a reduction of the business licensing fee by Harare Municipality. Zimbabwe moved from position 155 to 140 out of the 190 listed countries, a move that pushed the country into the exclusive list of top 20 reformers globally.

¹see http://www.zimtreasury.gov.zw/index.php?option=com_content&view=article&id=180&catid=92&Itemid=762 for details.



Zimbabwe has been ranked number three in Africa in terms of budget transparency by the Open Budget Survey (OBS) 2019, with a transparency score of 49 out of 100, (which was an improvement from 23 in 2017) and comes third after South Africa which has a score of 87 and Namibia 51. In terms of transparency, the OBS measures public access to information on how government raises and spends public resources. It also assesses the online availability, timeliness, and comprehensiveness of eight key budget documents using 109 equally weighted indicators and scores each country on a scale of 0 to 100⁶¹.

Development partners such as the United Nations Development, African Development Bank and European Union have been capacitating Parliament of Zimbabwe to fully execute its mandate through strengthen capacity of Parliament Administration and Parliamentary Portfolio Committees. Capacity building requirements for Parliament are extensive as they go beyond budget consultations and reviews, but also cover the oversight of the entire implementation processes of national budgets, NDS1 and SDGs.

Government is also reengaging the international community and developing a new debt and arrears clearance strategy. These initiatives are expected to improve the country's creditworthiness and enhance access to global capital markets, thus unlocking greater development finance and investment inflows. The country has also adopted zero tolerance to corruption and is capacitating the relevant institutions such as the Zimbabwe Anti-Corruption Commission (ZACC) and Zimbabwe Revenue Authority (ZIMRA) to address financial leakages and enhance domestic resource mobilisation.

Development partners have supported local government policy makers and staff to provide training based on the SDG framework which has resulted in the adoption of SDG-aligned change projects. Some of these include the following:

1. SDG awareness amongst Councillors, staff and communities including the elderly. Goromonzi Rural District Council (RDC) that helped improve civic participation around sustainable solid waste management and climate action. Existing agriculture, environmental management and conservation policies have since been reviewed, and new policies on anti-littering, climate change and vendors/hawkers enacted within the RDC.
2. In Ruwa officials who went through the International training Programme (ITP) focused on SDGs 1 to 3, 5, 7 and 8, 10 and 11, 13-15 and 17 steered construction of waste transfer stations to reduce littering, empower young people and other vulnerable groups resulting in changed community behaviour, increased participation of residents (including private companies) and a higher uptake of recycling in the town.
3. A Bulawayo City Councillor for ward 17 initiated youth empowerment programs targeting 2500 youths to reduce substance abuse and gender-based violence that has now expanded to four other wards and is being consolidated in Council policy.
4. Bindura RDC officials on the program tackled SDGs 1, 2, 5 and 13 to boost livelihoods and address adverse effects of climate change by influencing Council's budget resulting in the establishment of a weir and a community nutrition garden as well as



adjustment to relevant by-laws

5. A Chiredzi RDC participant has focused Council's attention of waste to energy to achieve SDGs 6 to 8 and 13 to 15 in a COVID19-linked initiative to address handling of medical waste
6. The Chief Executive Officer and Ward 20 Councillor for Manyame RDC initiated a foot bridge access project to enable a farm community access health, education and economic development services in pursuit of relevant SDGs.

Following the COVID 19 pandemic Zimbabwe was a beneficiary of significant donations from the international community and development partners. The country also managed to continue its engagement and reengagement focused on economic diplomacy through digital diplomacy. The country adopted a strategic approach inclusive of Zimbabweans persons in the diaspora were through the 45 Missions/Embassies and 5 Consulates the access to consular services, programme were roll-out that encourage tourism and investment to the country via remittances and facilitating engagement for FDI and skill-sharing.

Challenges

In view of negative perceptions on the country the associated high country risk premium, the country's image building, international engagement and reengagement policy is now focusing on the Economic Diplomacy thrust, thus ensuring profitable partnerships as opposed to the political thrust. The changed thrust in international relations aims at increasing economic activity and equality amongst the global community with respect to national interests.

5. Means of Implementation

This section discusses initiatives undertaken to facilitate the mobilisation of the means of implementation, difficulties being encountered and strategies being adopted to accelerate the implementation of Agenda 2030. Means of implementation cover the full range of financing sources (public/private, domestic/international) and non-financing means of implementation, such as capacity development and data needs, technology, and partnerships. The 2017 VNR noted that there was considerable scope for enhancing fiscal space in Zimbabwe and thereby strengthening domestic resource mobilisation for sustainable development. It was envisaged at the time that this could be achieved by:-

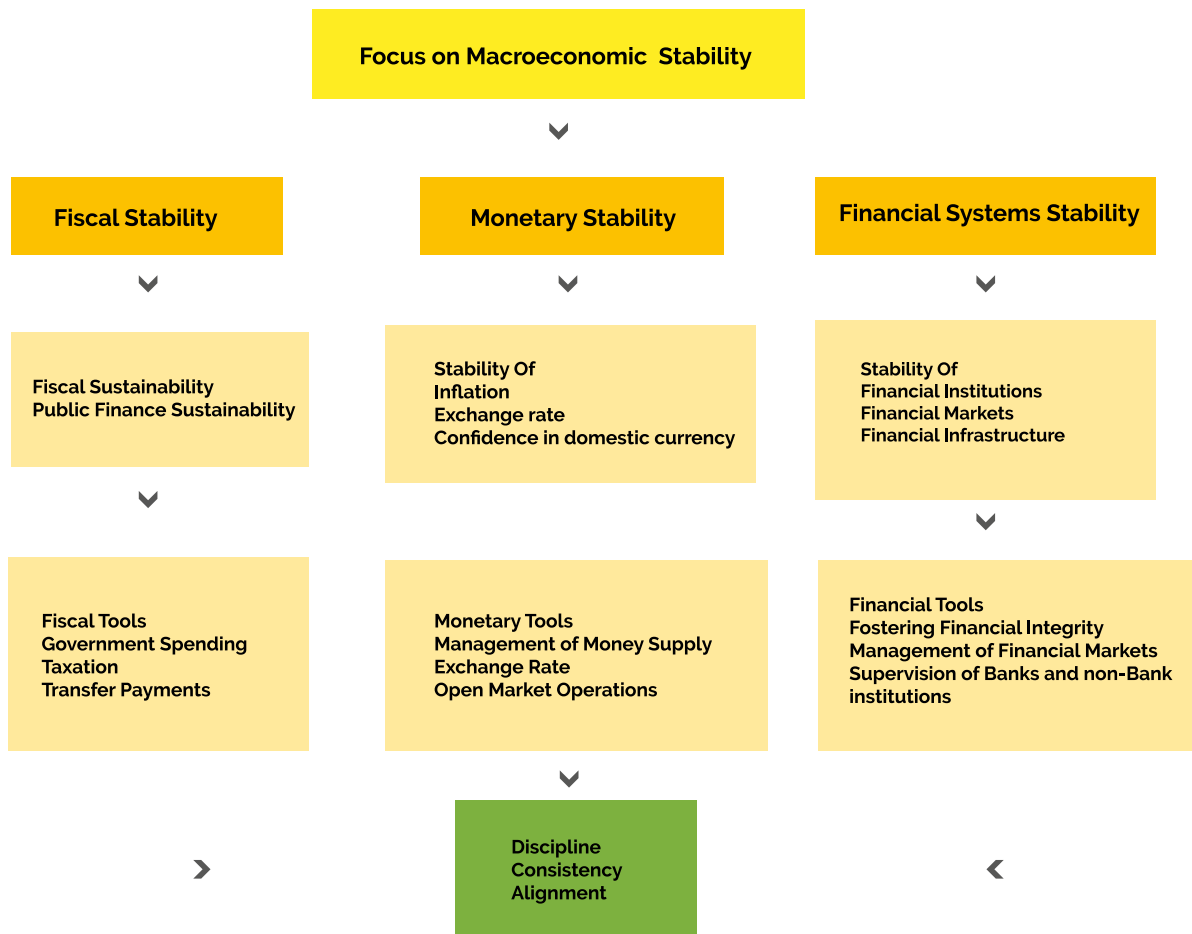
- i.** Taxation reforms which facilitate migrating beyond broad-based taxes to alternative revenue sources (e.g. corrective taxes) and strengthening tax compliance and administration.
- ii.** Reprioritizing expenditures (by shifting resources from less to more efficient uses, making ongoing spending programmes more efficient, and cutting or phasing out inefficient programmes).
- iii.** Plugging loopholes to eliminate leakages.
- iv.** Restructuring state owned enterprises.
- v.** Leveraging remittances from the Diaspora.
- vi.** Harnessing private sector participation in infrastructure investment through Public Private Partnerships (PPPs) which are properly evaluated, structured, and regulated and
- vii.** Incentivising domestic savings.

In response to these recommendations, the Government over the TSP period 2018-2020 focused on stabilising the macroeconomic environment and implementing confidence building measures in the financial system to facilitate domestic resource mobilisation as reflected in figure 10 below. The specific fiscal reforms and monetary policy measures adopted shown in figure 2 above addressed some of the above recommendations, which led to an improvement in the country's fiscal position and macroeconomic stability. For example:

- a.** Public Wage Bill was reduced to below 50% of total revenues from 92% in 2017.
- b.** Introduction of Market based Forex Auction system from 23 June 2020 for stabilizing the foreign exchange market. The exchange rate, which started at ZWL\$25:US\$1 has since stabilised around ZWL\$84:US\$1 as at 23 March 2021.
- c.** As at end June 2019, Government met the following quantitative targets:
 - Floor on primary budget balance of central government, with Government realising a surplus, against a targeted deficit of ZWL\$1.22 billion;
 - Floor on social protection spending, Government spent ZW\$268 million against a target of ZW\$225 million; and
 - Ceiling on changes in Net Domestic Assets of the RBZ.



Figure 10: National Strategic Focus



Source: Reserve Bank of Zimbabwe Monetary Policy Statement 18 February 2021.

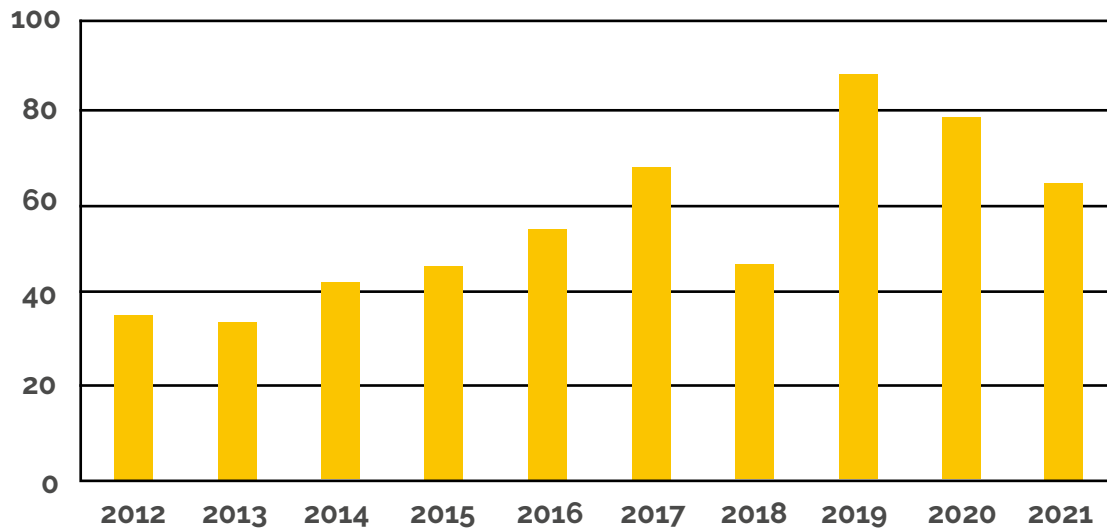
Financing Options

Financing options underpinning NDS1 and SDGs implementation include: fiscal revenues, loans, grants, public entities own resources and private sector resources including, Public Private Partnerships (PPPs), Foreign Direct Investment and Diaspora investments. Enhancing the progressive taxation system and ensuring that the private sector pays its fair share of taxes, is critical in expanding the fiscal space. Following the launch of NDS1 government is working on, a compendium of duly costed, high impact programmes and projects, with clear sources of funding which will be implemented during the Strategy Period. Given that alignment the NDS1 fully integrated the SDGs resources mobilised for NDS1 programmes and projects will automatically lead to the implementation of SDGs.

Managing public debt is critical in order to raise the required amount of funding NDS1 and SDGs while at the same time ensuring it is sustainable. In recent years Government has been relying on the domestic financial markets to meet its budget financing needs, resulting in the expansion of public domestic debt as shown in figure 11 below.



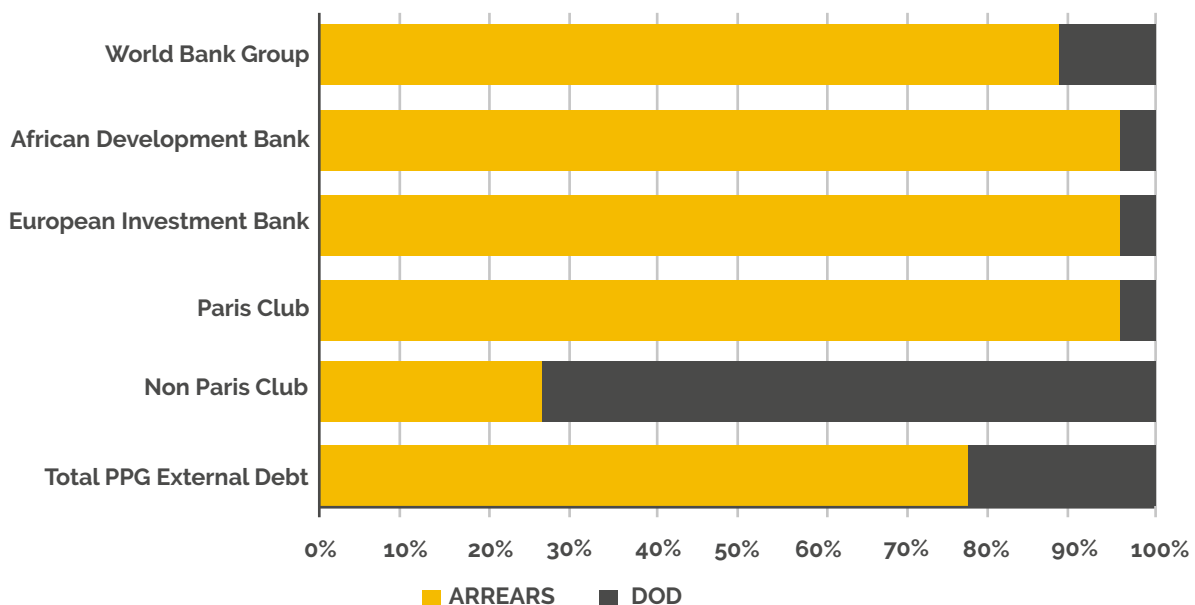
Figure 11: Debt Profile 2012-2021



Source: 2021 National Budget Statement

Public domestic debt as a percentage of GDP peaked in 2017 when there was a huge increase in domestic debt and declined in 2018, reflecting the impact of fiscal reforms and consolidation measures before raising in 2019 due to COVID 19 response expenditures. External debt arrears remains a major challenge to the economy, making up over 77% of total external debt. On average, almost all external debt to multilateral development financial institutions (MDBs) are now in arrears, see figure 12 below. The resultant increase in country risk restricts the options available for the country to mobilise additional development funds to facilitate implementation of NDS1 and SDGs.

Figure 12: Percentage of Arrears in Total PPG External Debt



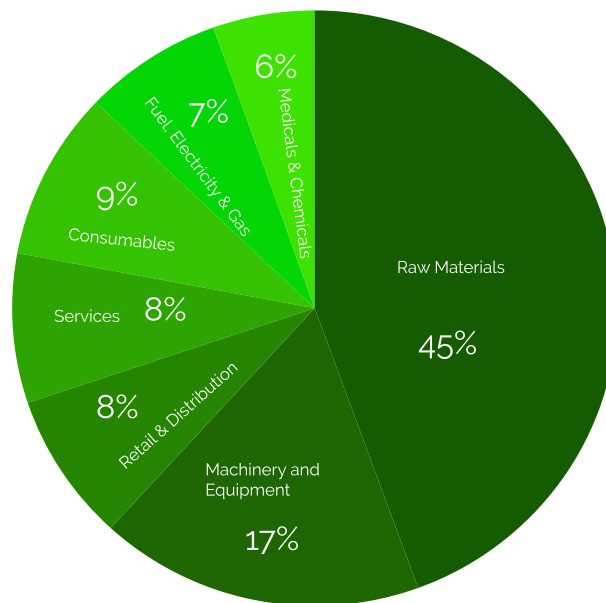
Source: 2020 National Budget Statement (Zimbabwe Public Debt Management Office)



Government is working on a debt and arrears clearance programmes that will ensure that during the NDS1 period, Government maintains public debt to GDP ratios below 70% by 2025 complemented by zero recourse to Central Bank borrowing.

Fiscal stabilisation measures where complimented by measures to stabilise monetary variables and the financial system adopted by the Reserve Bank of Zimbabwe (RBZ). The adoption the market based Dutch foreign exchange auction system has improved the mobilisation and allocation of foreign exchange which has been a perennial challenge. For example, figure 13 shows distribution of foreign exchange allotted to strategic sectors for the importation of essential goods, including raw materials, equipment, pharmaceuticals, chemicals, fuel and electricity.

Figure 13: Distribution of Foreign Currency in the Auction as at 9 February 2021



Source: Reserve Bank of Zimbabwe Monetary Policy Statement 18 February 2021

International Remittances

International remittances comprise transfers by International Organisations for humanitarian assistance and the Zimbabwean Diaspora. As at 31 December 2020, total International Remittances amounted to US\$1.7 billion, an increase of 43% from US\$1.2 billion recorded during the same period in 2019. In 2020, diaspora remittances amounted to US\$1.0 billion, a 58% increase from previous year of US\$635.7 million. The amount mobilised from Diaspora remittances compared to international remittances shows that Diaspora remittances are a critical source of funding for the NDS1 and SDGs. Increase in Diaspora remittances reflects the impact of measures adopted by the RBZ to liberalise the use of free funds⁶² in the country which improved the channelling of remittances through formal channels. International remittances received through the normal banking system on behalf of Non-Governmental Organizations (NGOs) amounted to US\$647.8 million in year 2020, a 26% increase from previous year of US\$519.4 million⁶³.

⁶²Government reiterates that free funds from international organisations, non-governmental organisations, Missions and Embassies may be used through Nostro FCA transfers for their operations, including settlement of local contracts (2020 National Budget Statement, para 152, p. 52).

⁶³Source Reserve Bank of Zimbabwe Monetary Policy Statement 18 February 2021.



Strengthening human and institutional capacities for implementation

In 2018 Government carried out a National Critical Skills Audit to assess the critical skills needed for the attainment of the National Vision 2030. The critical skills required in the economy were grouped into six clusters namely: Engineering and Technology; Engineering and Technology; Business and Commerce; Agriculture; Medical and Health Sciences as well as Applied Arts and Humanities. Table 30 provides a summary of the critical skills audit findings.

Table 30: Summary of 2018 National Critical Skills Audit Results

No	Sector	Availability (%)	Availability (%)
i.	Engineering and Technology	6.43	6.43
ii.	Natural and Applied Sciences	3.09	3.09
iii.	Business and Commerce	121	121
iv.	Agriculture	12	12
v.	Medical and Health Sciences	5	5
vi.	Applied Arts and Humanities	82.25	82.25
	Average	38.25	38.25

Source: 2018 National Critical Skills Audit⁶⁴

The assessment revealed critical skills gaps in all cluster except the Business and Commerce Cluster. In order for Zimbabwe to achieve the upper middle income status; achieve NDS1 objectives and the SDGs, there is need for strengthening skills development in the deficit clusters and institutional capacities. Human capital development is an indispensable component of the envisaged industrialisation and modernisation agenda. In this regard there is need for the development and implementation of a holistic skills development Plan aimed at empowering the workforce with the necessary skills and knowledge in order to attain the objectives of the mutually reinforcing development agendas in the country.

Development Partner Support

Government has continued to receive Development Partner support in the Implementation of Government development programmes and SDGs. Cumulative disbursements by Development Partners to end September 2019 amounted to US\$331.2 million, of which US\$194.1 million was from Bilateral Partners and US\$137.1 million was from Multilateral Partners. During the period January to September 2020, a total of US\$579.8 million was disbursed by Development Partners, of which US\$448.4 million was from bilateral whilst US\$131.4 million was from multilateral partners.

Sectorial distribution of development assistance disbursements for the period January to September 2020 and 2021 projections are shown in table 32 below:

⁶⁴ Negative percentage indicates deficit while positive percentage indicates surplus; for Engineering and Technology as well as Medicine and Health Sciences the surplus/deficit is measured in terms of registered practitioners per population relative to OECD levels; and for the rest of the other four clusters the surplus/deficit is measured using the levels of output per population relative to OECD levels.

**Table 31: Development Assistance Sectoral Disbursements (Grants)**

Sector	Actual Disbursements (US\$)	Projected disbursements (US\$)	
	Jan to Sept 2020	2020	2021
Agriculture	23,421,502	44,796,090	37,887,247
Transport	5,591,000	1,579,849	6,174,000
Energy	1,051,845	8,280,000	26,619,152
Water and Sanitation	10,655,408	6,003,200	10,252,403
Health	351,727,042	579,321,924	495,879,615
Education	8,910,436	18,390,000	29,126,915
Governance	29,438,976	31,207,654	41,546,196
Multi-sector	34,381,339	40,750,079	43,808,522
Humanitarian	93,375,534	20,596,349	112,432,000
Capacity Building	6,159,911	16,624,745	8,570,463
Basic Social Services	2,723,817	5,826,000	2,612,000
Cyclone Idai	12,336,021	41,738,046	28,008,053
Total	579,772,830	815,113,936	841,516,565

Source: 2021 National Budget Statement

Agricultural Sector

The Agricultural sector also received US\$23.4 million from Development Partner support during the period January to September 2020. The European Union under the Zimbabwe Agricultural Growth Programme (ZAGP) is supporting the value chains in beef, poultry, animal health and food safety, dairy, pigs, and goats. In 2020, resources amounting to US\$3.9 million were disbursed towards the programme which supported among others, the construction of ten Cattle Business Centres (CBC), two of them having centre pivot irrigation, and establishment of five Poultry Business Management Units, of which two are already operating at a profit.

Government, in partnership with the UNDP secured US\$26.7 million from the Green Climate Fund (GCF) for Building the Climate Resilience of Vulnerable Agricultural Livelihoods in Southern Zimbabwe Project. The support is aimed at strengthening the resilience of agricultural Livelihoods of vulnerable communities in selected districts of Manicaland, Masvingo, and Matabeleland South provinces. In 2021, US\$3.6 million is projected to be disbursed under the GFC project towards rehabilitation and setting up of 21 irrigation schemes (6 new and 15 existing), installation of solar energy for irrigation up to 30 hectares per scheme as well as capacity building of 6,900 lead farmers.

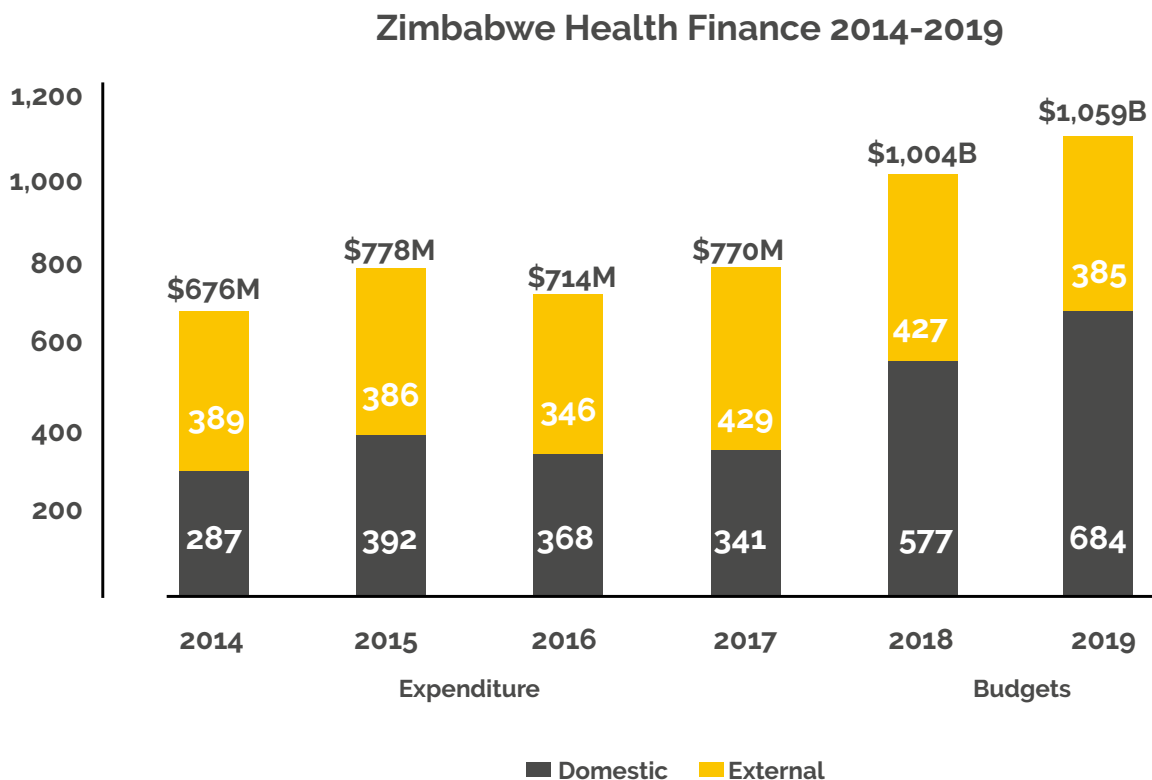


The Agricultural sector also benefitted from resources amounting to US\$7.3 million during the period January to September 2020, from the Zimbabwe Resilience Building Fund which is financed by the United Kingdom, European Union, Sweden and UNDP. The support includes trainings, crop and livestock activities, productive infrastructure development, access to water and sanitation, internal savings and lending (ISAL) groups, safety nets, and disaster risk management (DRM) activities. In addition, the ZRBF programme also supported conducting of the two national data collection exercises, Zimbabwe Vulnerability Assessment Committee (ZIMVAC) Rapid Assessment and the first and second round Crop and Livestock Assessments. The projected disbursements for the programme in 2021 amounted to US\$21 million.

Health Sector

While the overall health sector funding has been increasing from 2014-2019, driven mainly by increases in domestic funding, a number of key health programmes are still largely being funded by development partners. The resource mapping exercise has shown that since 2014, domestic funding has been contributing about 55% with the remaining 45% contributed by Development Assistance for Health (DAH) as indicated on Figure 14 below.

Figure 14: Zimbabwe Health Care Financing, 2014-2019





Under the NDS1 Government plans to increase Public Health Expenditure per capita from USD\$30.29 in 2020 to USD\$86 by 2025 through the implementation of the following strategies among others:-

- Developing and implementing a Health Sector Coordination Framework;
- Harmonising the fragmented health funding pools; and
- Implementing cross subsidization of Health Insurance Benefit schemes.

Strengthening the National Statistical System

The 2017 VNR reported on the need strengthen statistics and data, build capacity, standardise methodologies and enhance the coordination and management of data. Gaps in data and the lack of disaggregated data presents considerable barriers in tracking the implementation of SDGs. Government in partnership with Development Partners have supported a number of initiatives aimed at strengthening National Statistical System (NSS) coordination and improving data availability. Some of the major surveys that ZIMSTAT undertook since 2017 with support from Government Treasury and Development Partners include:

- i. 2017 Inter-Censal Demographic Survey (ICDS)
- ii. 2017 Poverty, Income, Consumption and Expenditure Survey (PICES)
- iii. 2019 Labour Force and Child Labour Survey (LFCLS)
- iv. 2019 Multiple Indicator Cluster Survey (MICS)
- v. 2019 Agriculture and Livestock Survey (ALS)
- vi. 2017 - 2019 Zimbabwe Poverty Update
- vii. 2020 Agriculture and Livestock Survey (ALS)
- viii. 2020 Information Communication Technology Survey (ICT)
- ix. 2020 Rapid PICES Monitoring Telephone Survey
- x. 2021 Population and Housing Census Enumeration Area Mapping Exercise

The above surveys produced a considerable number of SDG monitoring indicators. Based on results from such surveys, the Agency with technical assistance from the African Development Bank (AfDB) developed an Open Data Platform that houses among other data sets, an SDG Data Portal. The portal is a dissemination tool which allows ZIMSTAT to disseminate data on national accounts, trade, health, demography, SDGs, etc. while permitting users to explore all statistical data being disseminated.

In response to COVID 19 induced challenges to undertake surveys and collect data using the traditional face to face interviews, ZIMSTAT together with the World Bank and UNICEF, designed a high-frequency telephone survey of households to measure the socio-economic impacts of COVID-19 in Zimbabwe i.e. "Rapid PICES Monitoring Telephone Survey". Based on two rounds of the survey conducted between July and December 2020, ZIMSTAT launched the Zimbabwe COVID-19 Monitoring Dashboard on its website. Access to the survey results is either through the ZIMSTAT website or ODP link: <https://www.zimstat.co.zw/>; <https://zimbabwe.opendata-forafrica.org/jfrsplc/covid-19>



The SDG Data Portal is updated whenever a census or survey is conducted or when the Agency receives latest administrative data. Based on the surveys that were recently undertaken and data received the current statistics supply for Agenda 2030 is shown in Annex 1. Statistical production is a combined effort of all stakeholders in the National Statistical System (NSS). While ZIMSTAT is mandated to conduct National Censuses and Surveys, other players like line Ministries generate administrative data. Research and training institutions; private organizations; Non-Governmental organizations and development Partners commission research and surveys that produce essential statistics covering a wide range of subjects.

ZIMSTAT has not been able to fully satisfy all data needs for monitoring national, regional and international obligations including SDGs. This is largely due to the challenges faced in receiving data (administrative) from producers as well as constrained resources to undertake some surveys. In 2018, ZIMSTAT designed a User Engagement Strategy covering the period 2019 to 2021 to understand the needs of the users and effectively respond to their needs. The strategy was designed in line with goals and objectives set forth in the National Development Strategy 1 (NDS1) and Agenda 2030.

The Agency managed to successfully implement some of the initiatives outlined in the strategy which include the following:

- A User-Producer Symposium was carried out in March 2020 bringing together various stakeholders. The aim was to identify data gaps affecting effective monitoring of national programmes and SDG indicators then recommend ways of addressing them and
- Upgrading of ZIMSTAT's website to allow users quick and easy access to information.

Private Sector Funding

Systematic SDG budgeting and specific financing for the SDGs from non-government sources can help broaden the means of implementation, paving the way for increased private-sector engagement and foster innovative financing solutions. Examples of this have been witnessed in the agriculture and health sectors. During the inception of the Command Agriculture Program, there was less private player participation. The initial budgetary requirement to cover the targeted 400 000 ha was US\$503 million. Private sector failed to provide support for the required amount, only US\$160 million was secured. However, in the subsequent years potential funding of the program increased as shown in table 32.

Table 32: Private Sector Funding to the Command Agriculture Program

Season	Amount (US\$) Million
2016/17	160
2017/18	385.2
2018/19	353.6
Total	898.8

Source: Ministry of Lands, Agriculture, Fisheries, Water, and Resettlement



The major challenge has been high cost and shortage of inputs on the local market. The programme had to depend on fertilizer imports against a background of foreign currency shortages. In the health sector there are a number of initiatives being spear headed by the private sector in the health delivery. The private sector involvement in financing the health delivery come through a number of avenues including: private health insurance schemes through medical societies; private surgeries and pharmacies among others. Evidence of the growing impact of the sector, can be seen from an analysis of the work of the Private Hospitals Association of Zimbabwe (PHAZ) which was formed in 1996⁶⁵. The government has been working closely with development partners, Civil Society Organisation's (CSO), and the Private sector to strengthen preparedness and respond to the COVID 19 pandemic and national disasters like Cyclone Idai⁶⁶.

⁶⁵See <https://phaz.co.zw/>; <https://healthcare-communications.imedpub.com/private-sector-participation-in-health-carein-zimbabwe-whats-the-valueadded.php?aid=18546>.

⁶⁶<https://www.unicef.org/zimbabwe/stories/zimbabwe-ramps-nationwide-response-and-preparedness-covid-19>; file:///C:/Users/research-01/Downloads/UN-Zimbabwe-COVID19-Socio-economic-Framework-Final%20(1).pdf;



6. Impact of COVID- 19

Population groups most affected

The limited social protection in the country has affected the capacity of the Government to effectively address chronic poverty (by helping the poor households) as well as the capacity to mitigate the socio-economic shocks of the COVID-19 pandemic. According to the 2019 Labour Force and Child Labour Survey (LFCLS), about 249,000 persons, which is approximately 2% of the population, were receiving a monthly pension or any social security fund or both. With respect to medical insurance, about 984,000 persons, representing about 7% of the population, were members of a medical aid scheme.

Covid19 also exacerbated poverty among people with disabilities. Most people with disabilities, more than 70%, are unemployed and run informal businesses. During the lockdown, informal businesses were shut down and this reduced income for people with disabilities. The COVID19 grant was not availed to everyone, as the database was not comprehensive enough, leave out some people with disabilities without support. The amount being given were insufficient to sustain beneficiaries during the lockdown period. People with disabilities highlighted the need for their involvement at all levels, from grassroots levels, particularly on decisions that affect their welfare the response to the COVID19, pandemic.

The COVID 19 induced shocks acted as risk-multipliers that most impact those with the fewest resources to respond, particularly women and marginalized groups. In turn, emerging diseases increase the consumption of health services and require intensive resource use to meet the necessary healthcare demands of pandemics. Similarities of symptoms of Covid-19 and malaria resulted in communities delaying seeking early treatment for malaria and instead resorting to Covid-19 homecare. Lockdowns also restricted access to health facilities by non COVID 19 patients. COVID 19 also had differential impacts on migrants in the diaspora due loss of jobs induced by the pandemic; lack of access to solidarity funds in countries of destination; limited in country capacity to provide return and reintegration assistance.

Sectors most affected

The COVID-19 pandemic is affecting the Zimbabwean economy through a number of channels which include: supply chain disruptions; disruptions in trade which have affected the capacity of the country to import raw materials; decline in tourist arrivals; decline in commodity prices; decline in foreign direct investment inflows (FDI) and remittances as well as diversion of government resources to fight the outbreak which will reduce funds available for key development priorities.

Lockdown restrictions adopted by government across the world placed involuntary trade embargos within and without national borders which had severe implications on trade and establishments relying on actual customer contact (i.e. hotels and restaurants; road passenger transport; airlines; transit border posts; markets where informal sector traders/vendors ply their businesses etc). It is envisaged that the implementation of sectorial strategies, like the Tourism



Recovery and Growth Strategy launched on the 6th of August 2020, will be key in reviving and growing local industries.

Disruption of essential health services due to national response (lockdowns), fear and stigma affected the entire population and repurposing of funding and staff towards the COVID-19 response restricted resources to other critical programmes and interventions. There were also disruption in supplies for essential commodities e.g. supplementary feeding products.

Macroeconomic impact of the pandemic

With the spread of COVID-19, new layers of vulnerabilities are added to pre-existing socio-economic, structural and financial challenges. For example, fiscal sustainability faces threats arising from weakening revenue collection due to COVID 19 Lockdown measures and other structural challenges. Further challenges have been witnessed decline in industrial activity; high unemployment; elevated levels of household debt among vulnerable groups; increased inflation; capital flight and record public debt levels. Inevitably the COVID 19 pandemic has setbacks the implementation of the 2030 the national development agenda designed to achieve Vision 2030 and the Global 2030 Agenda with adverse impact on the economic and social dimensions of sustainable development. While the pandemic is adding to concerns about SDG progress, it also provides valuable lessons and opportunities.

Policy response measures introduced

Following the declaration of the COVID-19 pandemic as a national disaster on 19 March 2020, Government launched the US\$26 million Zimbabwe National Preparedness and Response Plan for COVID-19 aimed at building an integrated and coordinated strategy to prevent the spread of the virus and mitigate its effects. A National COVID-19 Response Task Force and an Inter-Ministerial Committee were also established to spearhead the national response and plan of action. The UN and Zimbabwe also jointly launched the 2020 Humanitarian Response Plan with an appeal for US\$715 million being made. The Plan targeted 5.6 million Zimbabweans with food assistance and support in the following sectors/areas: food security; health; water, sanitation and hygiene; education; protection; and nutrition. The Humanitarian Response Plan will play a key role in mitigating the combined impacts of the COVID-19 pandemic and climate change.

Measures that have been adopted to contain the impact of the pandemic include: implementation of fiscal policy strategies that enhance revenue collections and providing better safety nets including disbursing cash transfers or providing food and healthcare free of charge to marginalised communities; redirect existing expenditures towards emergency responses; promotion of local manufacturing of personal protective equipment (PPEs); rolling out of the vaccination programme starting with the frontline workers⁶⁷ among others.

The COVID-19 response must be an opportunity for health systems to extend into the community through trusted channels, such as community health workers, that empower community members while actively protecting the health, safety and security (both economic and social) of the largely female healthcare workforce. The goal of this engagement must be to 'reorder gender



systems' and dismantle barriers to care, while creating enduring links between marginalized community members and accessible, affordable and appropriate health system entry points both during and after biological or environmental crises.

The strategy adopted by the Ministry of Primary and Secondary Education (MOPSE) as a response to the impact of COVID-19 has strengthened the effectiveness of Guidance and Counselling teams, Child Protection Committees as well as School Health Coordinators in addressing the psycho-social needs of learners and linking them to the Department of Social Welfare's Case-management System. Table 34 shows the transfers to households as at 13 October 2020 to cushion them from the impact of the COVID 19 pandemic.

Table 33: COVID-19 Transfers to Households as at 13 October 2020

Province	Beneficiary Households	Amount ZWL\$
Harare	91,468	24,753,147
Mashonaland West	13,130	3,066,022
Manicaland	18,349	3,959,952
Matabeleland North	3,586	707,692
Mashonaland East	5,273	1,119,560
Midlands	8,123	1,500,088
Matabeleland South	7,270	1,448,199
Mash Central	10,085	1,820,847
Masvingo	14,113	2,548,102
Bulawayo	30,680	8,120,114
TOTAL	202,077	49,043,722

Source: 2021 National Budget Statement

⁶⁷During the first stage of vaccinations health workers; teachers; police, military; prison; immigration; customs officials and journalists were classified as frontline workers.



Prioritises to save lives; livelihoods and ensure no one is left behind

The impact of COVID-19 and its complexities are multidimensional and demonstrate a need for integrated and systematic policy responses. For example, the risks borne by women during the COVID-19 pandemic are multiple and extend beyond the nontrivial risks of infection, psychological and physical stress to the physical, social and economic costs of stigma experienced by health workers in their communities. The pandemic has also exposed even more the vulnerabilities of those who are at risk of being left behind, ranging from women and children, to youth, persons with disabilities, older persons.

There is need for the country to be assisted in building the adaptive capacity to respond to the immediate and long-term effects of COVID-19. This includes strengthening the information communication technology (ICT) infrastructure to support online transactions through digital platforms to limit physical contact. Digital platforms include but not limited to enhancing: e-commerce; government service delivery through the e-government platform; SDG knowledge hubs to disseminate information, organising and broadening stakeholder collaboration and participation, and foster citizen engagement in SDG implementation.

The COVID-19 pandemic further exposed the need to strengthen the health systems by addressing the long-standing structural inequalities and implementing strategies to achieve the ambition of Universal Health Coverage. Strong partnerships to work towards transformative and resilient health system. Innovative ways of implementation necessary due to the drawn out COVID-19 response.

7. Suggestions of how to

As we focus and plan for recovery from COVID-19, we need to ask ourselves how we can build forward better. The pandemic has brought existing inequalities into sharp focus and could make them worse. Our response should be driven by greater collaboration across nations and societies, we can achieve true and lasting change. This entails identifying innovative and inclusive ways to build more resilient, equitable and sustainable societies, which more effectively preserve and strengthen the human rights of citizens. For example, marginalised groups should be empowered and given opportunities to own land, government funded inputs should not discriminate people with disabilities, the older persons, women, young people and other marginalised groups. There is need for cross-sectoral support of health initiatives where all stakeholders help support initiatives to strengthen the health system and restore sanity in the health sector.

The COVID 19 presents opportunities to implement strategies that can enhance production and productivity; foster reengineering of the economy to enhance human development and sustainable use of environmental resource endowments. This requires adoption of transformative policies; bold investment to create new capacities and enabling infrastructure; balancing between short term strategies (low hanging fruits) and long-term strategies that address structural bottlenecks that have inhibited growth of the economy in the past. A deeper understanding of the fundamental drivers of growth and productivity will inform the policy interventions and strategies adopted. The NDS1, the Devolution Policy include the requisite building blocks that can facilitate the envisage re-engineering of the economy that is anchored on environmental sustainability and shared prosperity.

Broad based stakeholder engagements and dialogues need to be undertaken at national and local levels in the context of implementing the NDS1 and Devolution policy to define clear pathways and action plans to BFB. Robust citizen engagements will be key to ensure buy by all and the agreed pathways or development trajectories lead to a better future for all.

The NDS 1 defines the broad national priorities which need to be unpacked through the development of sectorial plans and strategies. Development of local development plans and strategies present a relevant platform to get community involvement to sharpen and make the priorities and strategies embrace the specific local contexts while embedding the implementation of SDGs at local level. Initiatives underway ensure that support the productive sectors; strengthen food and health system; promote greener and resilient economy need to be scaled up. The implementation of NDS1 should provide a defining phase for Zimbabwe as we build a different better future anchored on our comparative and competitive advantages while working on our weaknesses and drawing lessons from our past mistakes and failures. For example, the adopted development pathways should not reproduce or reinforce inequalities and malpractices like corruption.



While we advocate for mechanisation of agriculture, we are also aware that over mechanisation destroys jobs hence the need for a balance and focus on labour intensive technologies. We also need to leverage on the digital revolution and the innovative capacity of our educated youths as we endeavour to build back better. We also need to reform the public sector to make it more efficient and enhance its capacity to manage future crises/pandemics and recovery better. Resolution of our debt through the re-engagement efforts adopted by Government will unlock more resources for to finance the economic recovery. The pandemic has highlighted the benefits of collective response and unprecedented collaboration across countries and sections of society. Furthermore, the development process should not squander opportunities for future generations and need conscious of the needs of children and safeguard their future.

Glimmers of hope are emerging with the rolling out of vaccines worldwide and in our country. The process of build forward better need to foster a sustainable, transformative and growing economy with jobs that make use of existing skills in the local population or skills of those who lost jobs during the pandemic. New employment opportunities created should also be inclusive, gender balanced and available to the underemployed and vulnerable populations. Focus should also be on economic activities with higher economic multiplier effects including second order effects. Interventions should also generate demand in the most affected sectors to ensure their recovery. As we monitor the implementation of our development frameworks there is need to be mindful of that no one is left behind. This entails the need to adequately resource the National Statistical System to collect disaggregated data that facilitate measuring our progress and identifying gaps. How long it takes to fully implement the interventions and to create jobs determines the speed of recovery and the platform upon which we can build forward better.



8. Conclusion

Since the 2017 VNR the country has made commendable progress with regards to undertaking policy reforms, developing and implementing policy frameworks that embed the SDGs; aligning of the country's laws to the Constitution and advancing the implementation of SDGs. Government remains committed to upholding the Principle of Leaving No One Behind.

This Principle has been fully embedded in the Country's Vision 2030 and the overarching development framework NDS 1. Government recognises that populations which are most at risk of being left behind, include children and youth, women and girls, migrants, persons with disabilities, the older persons, people suffering from the impacts of natural disasters (i.e. Cyclone Idai) and health emergencies, widows and widowers, orphans, children living and working on the streets, the mentally ill, prison inmates, ex-convicts and people working in informal sectors. In this regard, Government commits to addressing the challenges faced by these population groups as we accelerate the implementation of NDS 1 and SDGs.

As part of the monitoring and evaluation of the implementation of national policy frameworks (i.e. NDS 1), Government will also take cognisance of potential adverse impacts of structural reforms and remedial measures required; pockets of the populations being left behind; areas that need further investment and partnership required to accelerate SDG implementation. More effort will be devoted to mobilise resources for the implementation of NDS1 and SDG including promotion of both domestic and foreign investment; deeper engagement of the private sector under the Public Private Sector Partnership (PPPs) arrangements; leveraging on the Diaspora and addressing the debt and arrears to unlock new capital from International partners.



9. Next Steps

- 1. Institutional mechanism for tracking and evaluating the implementation of SDGs will be further strengthened and ensure that all constituent members are capacitated and motivated to effectively play their part. For example, Government commits to:**
 - i. Building capacity of the SDGs Secretariat and Focal Persons to facilitate effective monitoring, evaluation and reporting of progress in SDGs implementation;
 - ii. Improving and formalising co-ordination and engagement of all stakeholder groups particularly the private sector and academia; inter-ministerial committees; Independent Commissions to effectively participate in the implementation of SDGs in line with their mandates;
 - iii. Providing assistance to the private sector that goes beyond the provision of incentives⁶⁸, but to include wider interventions to lower the cost of doing business. This includes, improvements in enabling economic infrastructure such as roads, rail, water and electricity generation to cater for the needs of business.
 - iv. Ensure that localisation of SDG implementation is accelerated within the context of implementation of the Devolution policy. This entails education and awareness within the lower tiers of government (Metropolitan Councils and Local Authorities) on the need to embed SDGs within their planning processes;
 - v. Strengthening international cooperation and promote partnerships with all development partners in areas of mutual interest in accelerating the implementation of SDGs.

- 2. Further, Government acknowledges the need to strengthen the** National Statistical System to ensure that identified data gaps in the SDG indicators are addressed. In this regard Government will consider proposals from ZIMSTAT with regards to access current administrative data within institutions to update Data Portal to get a correct picture with regards to data gaps. The COVID-19 pandemic created an urgent need for timely information to help monitor and mitigate the social and economic impacts of the crisis. This information is essential to inform policy measures for protecting the welfare of Zimbabweans. Responding to this increased demand for real time data calls for increased partnerships to meet the data requirements to monitor the implementation of SDGs.

- 3. Government also commits to:**
 - i. Strengthening the capacities and enhancing the visibility of peace supporting institutions to promote peaceful and inclusive societies for sustainable development.
 - ii. Continue with the expansion of inclusive access to justice for indigent and the marginalized through strengthening of transparency, accountability and efficiency

⁶⁸ i.e. Export and investment incentives.



- of public institutions.
- iii.** Facilitate multi-stakeholder involvement to enhance inclusivity especially for persons with disabilities, minority groups, older persons, youth, women, rural communities, private sector, war veterans, Civil Society Organisations strengthening the whole of Government and whole of Society approach.
 - iv.** Continue promoting awareness of NDS1 and SDGs to cover all governance structures down to the grassroots level with a view to leaving no-one behind.
 - v.** Address infrastructure deficits and create an enabling environment to further enhance production and productivity; support the creation of productive employment and decent work; addressing informality; adopt climate smart technologies.
 - vi.** Continue to create and implement enabling policy and legislative frameworks to facilitate economic empowerment of all citizens.



10. References⁶⁹

- 1. African Development Bank (2014)** Tracking Africa's Progress in Figures, https://dataportal.opendataforafrica.org/tracking_africa_progress_in_figures;
- 2. Economic and Social Council (2016)**, Report of the Inter-Agency and Expert Group on Sustainable Development Goal Indicators, United Nations, E/CN.3/2016/Rev.1 <https://unstats.un.org/unsd/statcom/47th-session/documents/2016-2-IAEG-SDGs-Rev1-E.pdf>
- 3. Government of Zimbabwe (2020)**, National Development Strategy(2021-2025): Towards a Prosperous and Upper Middle Income Society by 2030, http://www.zimtreasury.gov.zw/index.php?option=com_phocadownload&view=category&id=64&Itemid=789 ;
- 4. Government of Zimbabwe (2019), 2020** National Budget Statement: Gearing for Higher Productivity, Growth and Job Creation; http://www.zimtreasury.gov.zw/index.php?option=com_phocadownload&view=category&id=54&Itemid=787;
- 5. Government of Zimbabwe (2018), 2019** National Budget Statement: Austerity for Prosperity, http://www.zimtreasury.gov.zw/index.php?option=com_phocadownload&view=category&id=11:2019-budget&Itemid=760
- 6. Government of Zimbabwe (2020), 2021** National Budget Statement, Building Resilience and Sustainable Economic Recovery, http://www.zimtreasury.gov.zw/index.php?option=com_phocadownload&view=category&id=65&Itemid=790;
- 7. Government of Zimbabwe (2021)**, Ministry of Finance and Economic Development, Strategic Plan (2021-2025);
- 8. Government of Zimbabwe (2020)**, Zimbabwe Progress Review Report of Sustainable Development Goals (SDGs),
- 9. Government of Zimbabwe (2020)**, Devolution and Decentralisation Policy;
- 10. Government of Zimbabwe (2021)**, National Disability Policy;
- 11. Government of Zimbabwe (2019)**, Human Settlement Policy; <https://udcorp.co.zw/download/zim-nat-human-settlement-policy-2019/>;
- 12. Government of Zimbabwe/UN Country Team (2020)**, Zimbabwe Humanitarian Response Plan, <https://reliefweb.int/report/zimbabwe/zimbabwe-humanitarian-response-plan-2020-march-2020>;
- 13. Government of Zimbabwe (2013)**, Constitution of Zimbabwe Amendment (No.20) Act 2013;
- 14. High Level Political Forum on Sustainable Development (2020)**, Handbook for the Preparation of Voluntary National Reviews (2021 Edition); Department of Economic and Social Affairs (DESA), United Nations, https://sdgs.un.org/sites/default/files/documents/27024Handbook_2021_EN.pdf;

⁶⁹Information extracted from written submissions from Government Ministries Focal Persons; CSO Reference Group-Co-ordinated by Poverty Reduction Forum (PRF); National Association of Non-Governmental Organisations (NANGO); Parliament of Zimbabwe; Zimbabwe National Chamber of Commerce (ZNCC); Confederation of Zimbabwean Industries (CZI); UN Country Team; Oxfam; Zimbabwe Anti-Corruption Commission and Inputs from Participants at the Validation Workshop held in Nyanja from 28 to 30 April 2021 was used in developing this report in addition to the reviewed documents.



- 15. Ministry of Health & Child Care (2020)**, Zimbabwe HIV & AIDS Strategic Plan (2021-2025): AIDS & TB Programme;
- 16. National AIDS Council (2021)**, Zimbabwe Global AIDS Monitoring (GAM) Report: Our Health Our Responsibility, Communities Make a Difference;
- 17. Ngara, T. (Ed.) (2017)**. Climate-Smart Agriculture Manual for Agriculture Education in Zimbabwe. UNEP DTU Partnership, <https://unepdtu.org/project/climate-smart-agriculture-manual-for-agriculture-education-in-zimbabwe/>;
- 18. UNAIDS, Zimbabwe HIV and AIDS epidemic and response status at a glance in 2019;**
- 19. World Bank (2020)** CPIA Africa: Assessing Africa's Policies and Institutions, https://openknowledge.worldbank.org/bitstream/handle/10986/34325/WB_CPIA_Report_Aug2020.pdf;
- 20. UNICEF. Collecting Data to Measure Social Protection Programme Coverage:** Pilot-Testing the Social Protection Module in Viet Nam. A methodological report. New York: UNICEF, 2016. <http://mics.unicef.org/files?job=W1siZiIsIjIwMTgvMDcvMTkvMjAvMzcvMzAvNzQ0L1ZpZXRuYW1fUmVwb3J0X1BpbG90X1Rlc3RpbmdfU1BfTWgkdWxlX0RlY2VtYmVyXzIwMTZfRklOQUwuUERGI1d&sha=3df47c3a17992c8f>;
- 21. UNITED Nations, Sendai Framework for Disaster Risk Reduction 2015 – 2030**, https://www.preventionweb.net/files/43291_sendaiframeworkfordrren.pdf;
- 22. ZIMSTAT (2019)**, Zimbabwe Poverty Report 2017, <https://www.zimstat.co.zw/wp-content/uploads/publications/Income/Finance/Poverty-Report-2017.pdf>;
- 23. ZIMSTAT/UNICEF (2019)**, Zimbabwe Multiple Indicator Cluster Survey 2019, Survey Findings Report. Harare, Zimbabwe: ZIMSTAT, <https://www.unicef.org/zimbabwe/reports/zimbabwe-2019-mics-survey-findings-report>;
- 24. ZIMSTAT/World Bank, Zimbabwe Poverty Update (2017-2019)**, https://www.zimstat.co.zw/wp-content/uploads/publications/Income/Finance/Zimbabwe_Poverty_Update_2017_19_Final.pdf;
- 25. ZIMSTAT/World Bank/UNICEF (2020)**, Monitoring COVID-19 Impact on Households in Zimbabwe, Report No. 2 : Results from a High-Frequency Telephone Survey of Households, <https://openknowledge.worldbank.org/handle/10986/35009>;
- 26. ZIMSTAT (2019 and 2020)** Labour Force and Child Labour Survey Reports.



11. Statistical Annexes

Annex 1: Current Statistics Supply for Monitoring the Implementation of Agenda 2030

Goal	Indicator	Indicator with Data	% with Data	% Gap
1: End poverty	14	8	57.1	42.9
2: End hunger	13	4	30.8	69.2
3: Ensure health	17	12	70.6	29.4
4: Education	11	10	90.9	9.1
5: Gender equality	12	11	91.7	8.3
6: Water and sanitation	11	2	18.2	81.8
7: Sustainable and modern energy	6	3	50.0	50.0
8: Employment and decent work	14	8	57.1	42.9
9: Resilient infrastructure	12	4	33.3	67.7
10: Reduce inequality	8	4	50.0	50.0
11: Cities and human settlements	13	5	38.5	61.5
12: Sustainable consumption	6	3	50.0	50.0
13: Climate change	11	9	81.8	18.2
14: Oceans, seas and marine resources	10	0	0.0	100.0
15: Sustainable use of terrestrial ecosystems	9	3	33.3	67.7
16: Inclusive societies	17	9	52.9	47.1
17: Global Partnership	21	9	42.9	57.1
Total	205	104	50.7	50.2

2021 VNR Focus Goals and Indicators

Goal	Indicator	Indicator with Data	% with Data	% Gap
1: End poverty	14	8	57.1	42.9
2: End hunger	13	4	30.8	69.2
3: Ensure health	17	12	70.6	29.4
8: Employment and decent work	14	8	57.1	42.9
10: Reduce inequality	8	4	50.0	50.0
12: Sustainable consumption	6	3	50.0	50.0
13: Climate change	11	9	81.8	18.2
16: Inclusive societies	17	9	52.9	47.1
17: Global Partnership	21	9	42.9	57.1

Source: ZIMSTAT

Zimbabwe's Second **Voluntary National Review** (VNR)

Tables above show data currently available on the ZIMSTAT Data Portal and areas where data is not available. Most of the gaps come as a result of the Agency failing to access administrative data from institutions. However, steps are being taken to engage data producers through Data Sharing Agreements to allow ZIMSTAT easy access to administrative data. In response to the COVID 19 induced restrictions, ZIMSTAT has adopted modern data collection methods (high frequency telephone interviews) to reduce reliance on face to face household and establishment based surveys.

Annex 2: Tree Planting by Category for the Previous Season 2020/2021

Province	Stakeholder	Annual Target	Jan – Dec 2020	Jan-March 2021	Cumulative
Mash Central	TWEP**	10,000,000	596566	1672518	2269084
	Pvt Players	10,000	136210	304823	441033
	Communities	20,000	55170	7030	62200
	Individual		730201	2500	732701
	Schools/ Institutions	20,000	58428		
	Others (specify)		52		
	Sub-total		10,050,000	1576627	1652406
Mash West	TWEP	10,050,000	151830	487301	639131
	Pvt Players	5,000	559500	408960	968460
	Communities	10,000	28 755	27571	56326
	Individuals		120813		
	Schools/ Institutions	10,000	16049		
	Others (specify)		303692		
	Sub-total		10,075,000	1 028 809	928138
Mash East	TWEP	10,000,000	107500	539111	646611
	Pvt Players	5,000	1 259 784	231919	1491703
	Communities	10,000	16 315	25882	42197
	Individuals		219 116	1000	220116
	Schools/ Institutions	10,000	81 284	-	81284
	Others (specify)		17 095		17095
	Sub-total		10,025,000	1701094	797912
Manicaland	TWEP	10,000,000	259306	227594	486,900
	Pvt Players	10,000	423071	90668	332403
	Communities	15,000	25 600	454324	479834
	Individuals		105 041		105041
	Schools/ Institutions	15,000	33804		33804
	Others (specify)		573 328	1400	574728
	Sub-total		10,040,000	1420150	773986



Annex 2: Tree Planting by Category for the Previous Season 2020/2021 (ctnd)

Province	Stakeholder	Annual Target	Jan – Dec 2020	Jan-March 2021	Cumulative
Midlands	TWEP	1,000,000			
	Pvt Players	600,000	470	-	470
	Communities	10,000	24408	39874	64282
	Individuals		33105	37666	70771
	Schools/ Institutions	15,000	26972		26972
	Others (specify)	15,000	32195	48595	80790
	Sub-total	1,640,000	117150	126135	243285
Masvingo	TWEP				
	Pvt Players	1,200,000	530	10170	10700
	Communities	10,000	11559		11559
	Individuals		8425	7162	15587
	Schools/ Institutions	15,000	12435		12435
	Others (specify)	15,000			
	Sub-total	1,240,000	32419	17332	50281
Mat South	TWEP				
	Pvt Players	700,000	500	5300	5800
	Communities	10,000	6260	16570	22830
	Individuals		1612	-	1612
	Schools/ Institutions	20,000	2521		2521
	Others (specify)	20,000	15 525	21870	37395
	Sub-total	750,000	26418	43740	70158
Harare	Sub-total	2,000,000			
*SAA			6,500,000	-	6,500,000
Grand Total		45,770,000	12,402,667	4,339,649	16,742,316

Source: Forestry Commission; *Sustainable Afforestation Association (SAA) tree planting statistics were not previously captured, hence the total number of trees planted were 16,742,316 and ** Tobacco Wood Energy Programme (TWEP).



Annex 3: Gender Disaggregated Initiative to Empower MSMEs play an important role in achieving the SDGs targets

INITIATIVE	ACHIEVEMENTS										
	2018			2019			2020			GRAND TOTAL	
	M	F	T	M	F	T	M	F	T		
1. SMEs trained	9566	14775	24341	11907	17842	29749	6353	12221	18574	72664	
2. Market Access	436	946	1382	2139	5322	7461	324	1220	1544	10387	
3. Workspace	1247	1607	2854	1037	1420	2457		6017	6017	11328	
4. Clusters	44 clusters			4 Clusters (2 Leather and 2 Clothing) in Harare, BYO and Mutare							
	2432	2814	5246							5246	
5. SME funded (SMEDCO)			337			279			217	833	
			3967829			14083993			69261172	87312994	
6. OFID						30			92	122	
Business Linkages						962000			2936176	3898176	
					1615	3472			1854	5326	



Zimbabwe's Second
**Voluntary National
Review (VNR)**

2021